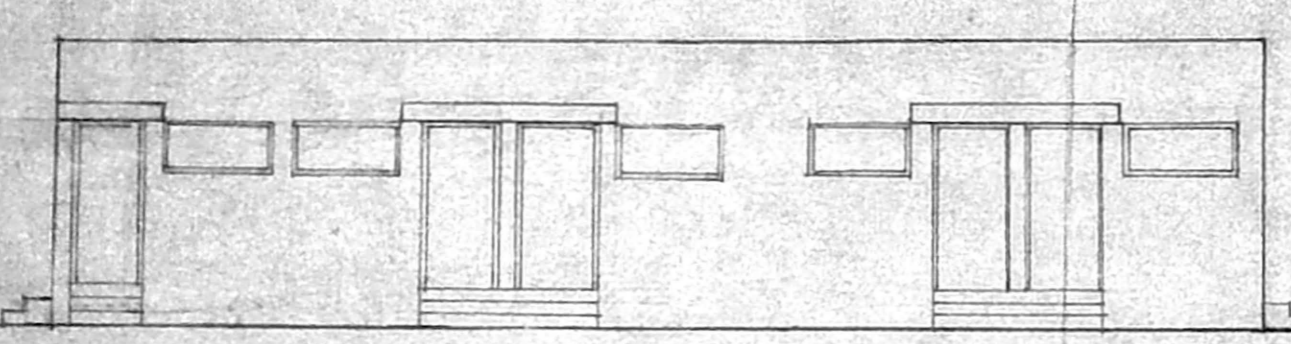
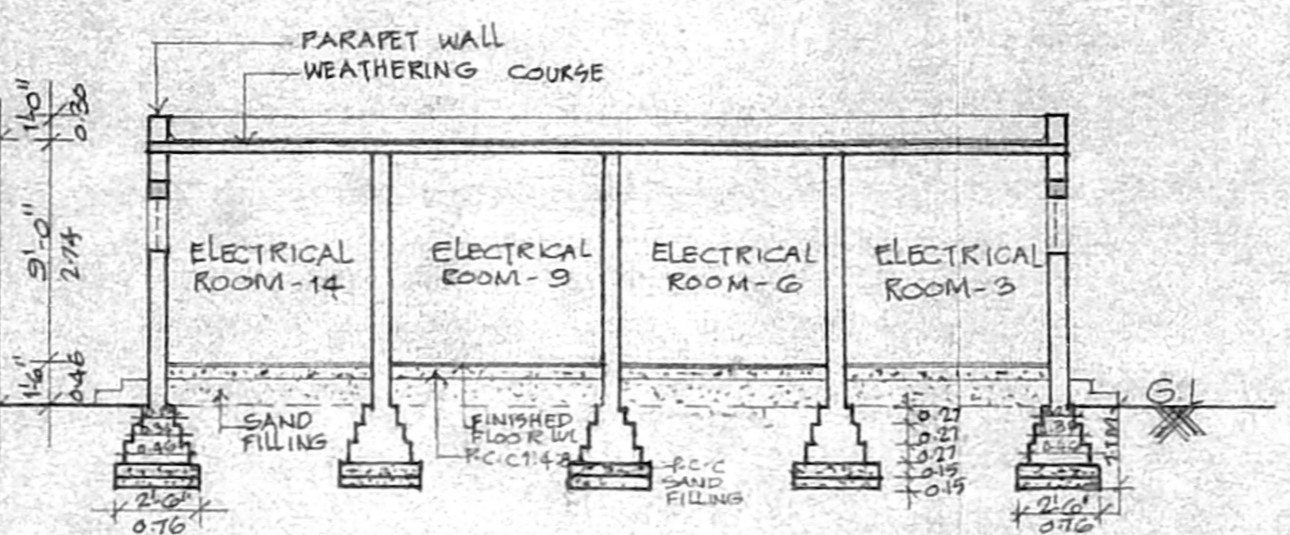


Planning Permit No. C.P.P./MSB/51/A/96
APPROVED
 SUBJECT TO THE CONDITIONS IN THIS OFFICE LETTER
 No. C-3/1302/96 Date: 16.3.96

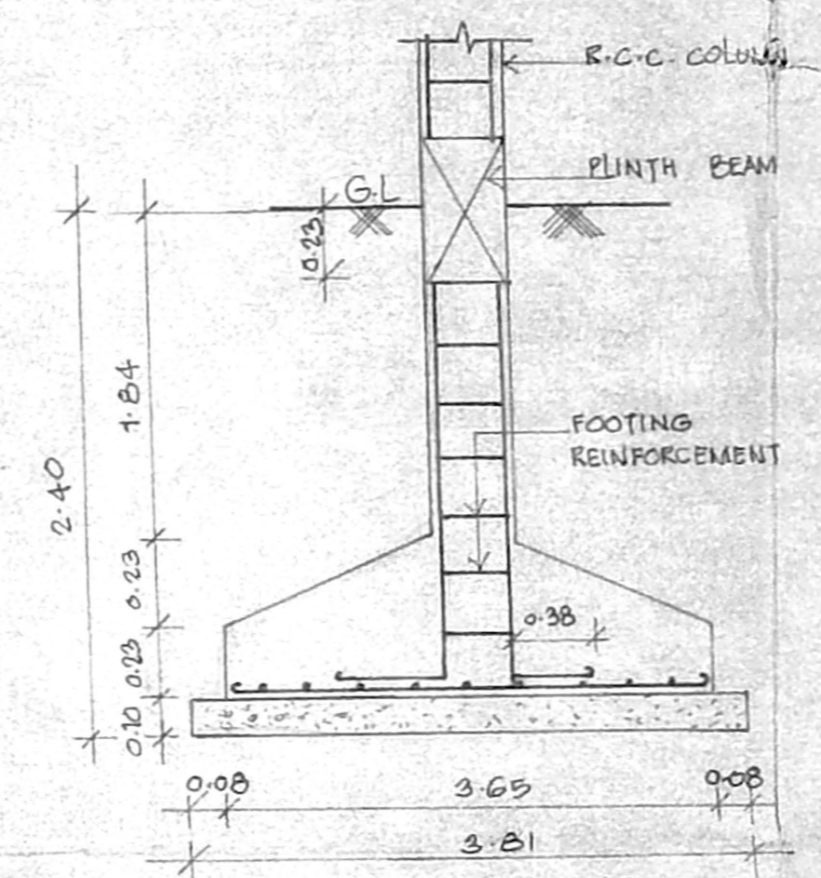
SITE PLAN
 (scale 1:32'-0")



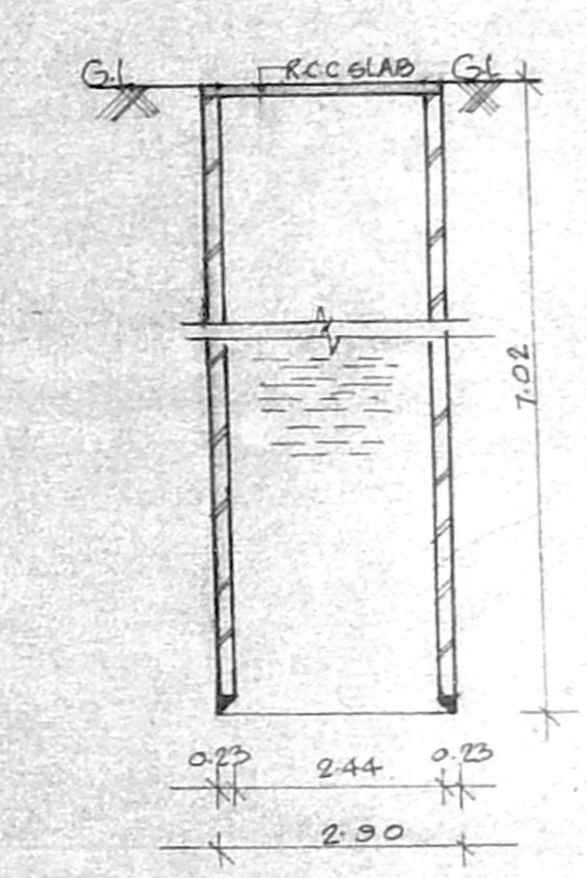
ELEVATION



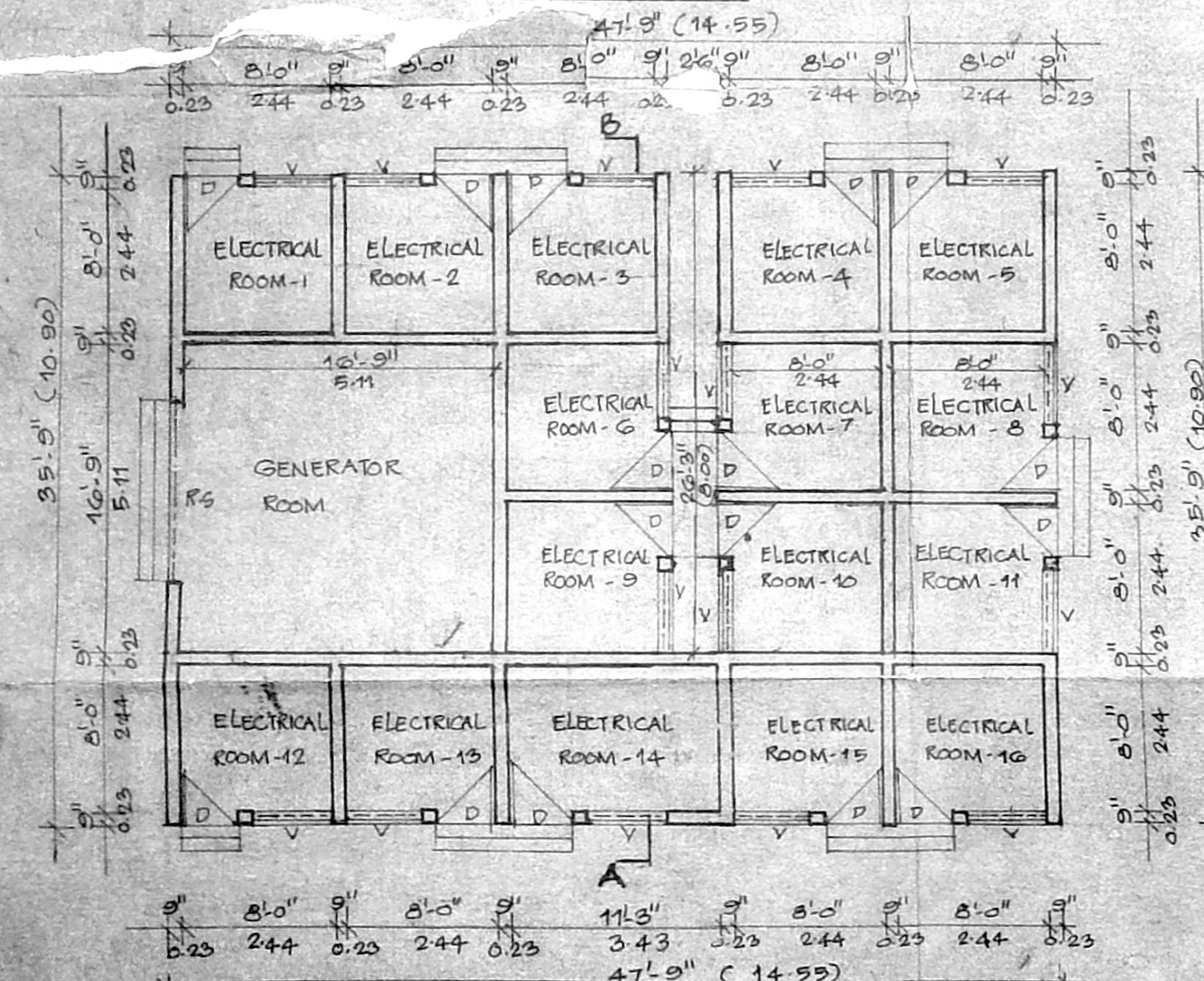
SECTION - AB



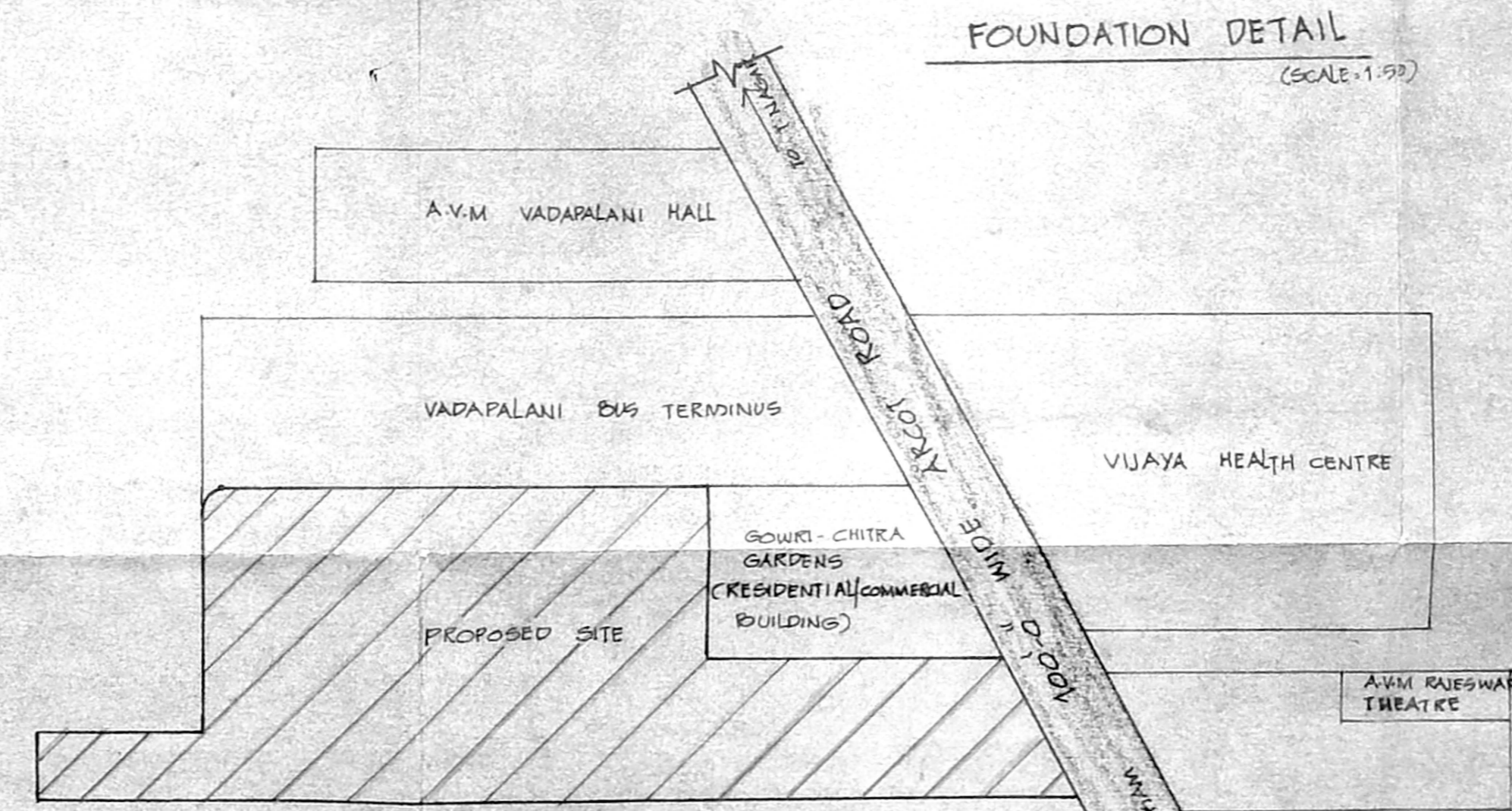
FOUNDATION DETAIL
 (SCALE: 1:32')



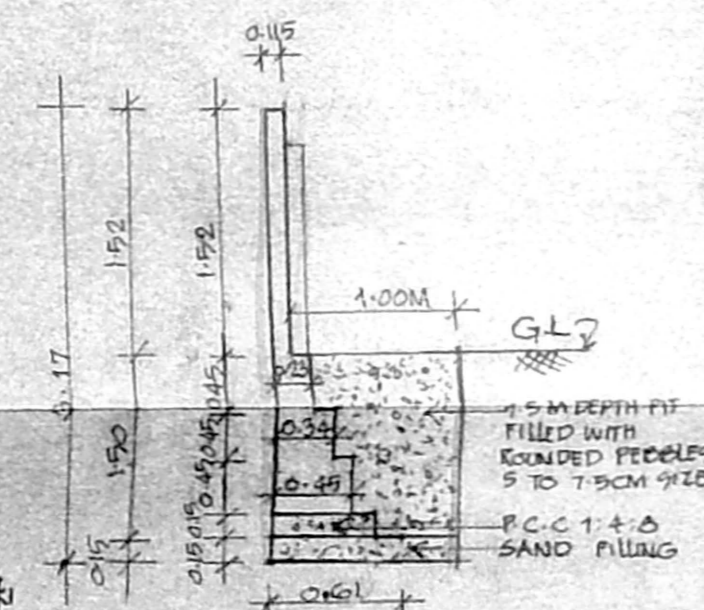
SECTION OF WELL
 (SCALE: 1:100)



PLAN OF ELECTRICAL ROOM & GENERATOR ROOM



KEY PLAN
 (NOT TO SCALE)



SECTION OF COMPOUND WALL
 (SCALE: 1:50)

AREA STATEMENT	EQ.-M
PLOT AREA	7243.5
BLOCK - I	1072.86
BLOCK - II	3616.282
BLOCK - III	3447.319
BLOCK - IV	2978.73
BLOCK - V	3205.26
BLOCK - VI	3172.842
TOTAL AREA	17793.293

F.S.I ALLOWED — 2.5
 F.S.I ACHIEVED — 2.454
 PLOT COVERAGE ALLOWED — LESS THAN 30%
 PLOT COVERAGE ACHIEVED — 29.87%
 CAR PARKING REQUIRED — 13 CARS
 CAR PARKING PROVIDED — 20 CARS

SCHEDULE OF JOINERY			
TYPE	DESCRIPTION	SIZE (BRITISH)	SIZE (METRIC)
R.S	ROLLING SHUTTER	10'0" x 7'0"	3.05 x 2.13
D	DOOR	9'0" x 7'0"	2.74 x 2.13
V	VENTILATOR	4'0" x 2'0"	1.22 x 0.61

REVISED DRAWING OF RESIDENTIAL CUM COMMERCIAL BUILDING AT 88, ARCOT ROAD, R.S. NOS: 153/1, 153/2, 153/4, 153/5, 153/8, 153/9, 159/2, 159/3
 SALIGRAMAM VILLAGE
 VADAPALANI, MADRAS-26.

SCALE: 1:400 JOB NO: 64.

COLOUR INDEX	
PROPOSED	
ROAD	
BOUNDARY	
DEMOLITION	

APPLICANT'S SIGNATURE

ARCHITECT:
R. SATHYANARAYANA, b.arch.
 COUNCIL OF ARCHITECTURE
 C.A. NO. 86/9895, R.A. NO. 97,
 R-68, ANNA NAGAR,
 MADRAS-600040.

STRUCTURAL ENGINEER:
T.B. RAMDAS, M.I.E.
 LICENSED SURVEYOR, CLASS-I, NO. 54
 CORPORATION OF MADRAS.
 NO. 18 FLAT NO. 16, RAMACHANDRA ST,
 T-NAGAR, MADRAS-600017
 PH: 8281333

MMDA 'C'3/PP NO. 1
 C. No. 334176/2014
 Assn
 Settling:
 PART I
 PART II 30/11/14
 A.P. O.P.

2/9

CHEDULE OF JOINERY

NO.	SIZE	DESCRIPTION
M.D.	6'-0" x 7'-0"	MAIN DOOR
D.	4'-0" x 7'-0"	DOOR
D.	3'-0" x 7'-0"	DOOR
D.	3'-0" x 7'-0"	DOOR
W.	6'-0" x 4'-0"	WINDOW
W.	6'-0" x 4'-0"	WINDOW
W.	6'-0" x 4'-0"	WINDOW
V.	3'-0" x 2'-0"	FR. GLAZED VENTILATOR

SPECIFICATIONS

- R.C.C. FOOTING FOUNDATION
- BRICK WORK IN BASEMENT, SUPERSTRUCTURE AND PARAPET IN CM 15
- R.C.C. FOUNDATION, PLINTH BEAMS, LINTELS, CONCHADES, ROOF SLAB, ETC TO BE IN CM 15
- MOSAIC FLOORING IN CM 15
- PLASTERING OF WALLS IN CM 15 & CEILING IN CM 15
- TWO COATS OF COLOUR WASH OR WHITE WASHING
- ALL ROOF WORKS IN TRAP HOOL WITH COATS OF EMERALD PAINTS OVER COAT OF PRIMER
- WEATHERING COURSE IN CM WITH 2 COURSE OF PLAT. TILES LAID TO SLOPE

AREA STATEMENT

FLOOR	AREA	SQ. M.
GROUND FLOOR	AREA	278.81
FIRST FLOOR	AREA	278.81
SECOND FLOOR	AREA	278.81
THIRD FLOOR	AREA	278.81
FOURTH FLOOR	AREA	278.81
FIFTH FLOOR	AREA	278.81
TOTAL AREA		1472.86

REVISED DRAWING OF OFFICE BUILDING AT 88 ARCOT ROAD
 R.S No. 153/1, 153/2, 153/3, 153/4, 153/5, 153/6, 153/9, 153/2, 153/3, SALIGRAMAM VILLAGE VADAPALANI, MADRAS - 26

BLOCK-1
 SCALE: 1"=8'-0" JOB NO. 54


COLOUR INDEX

PROPOSED	---
ROAD	---
BOUNDARY	---

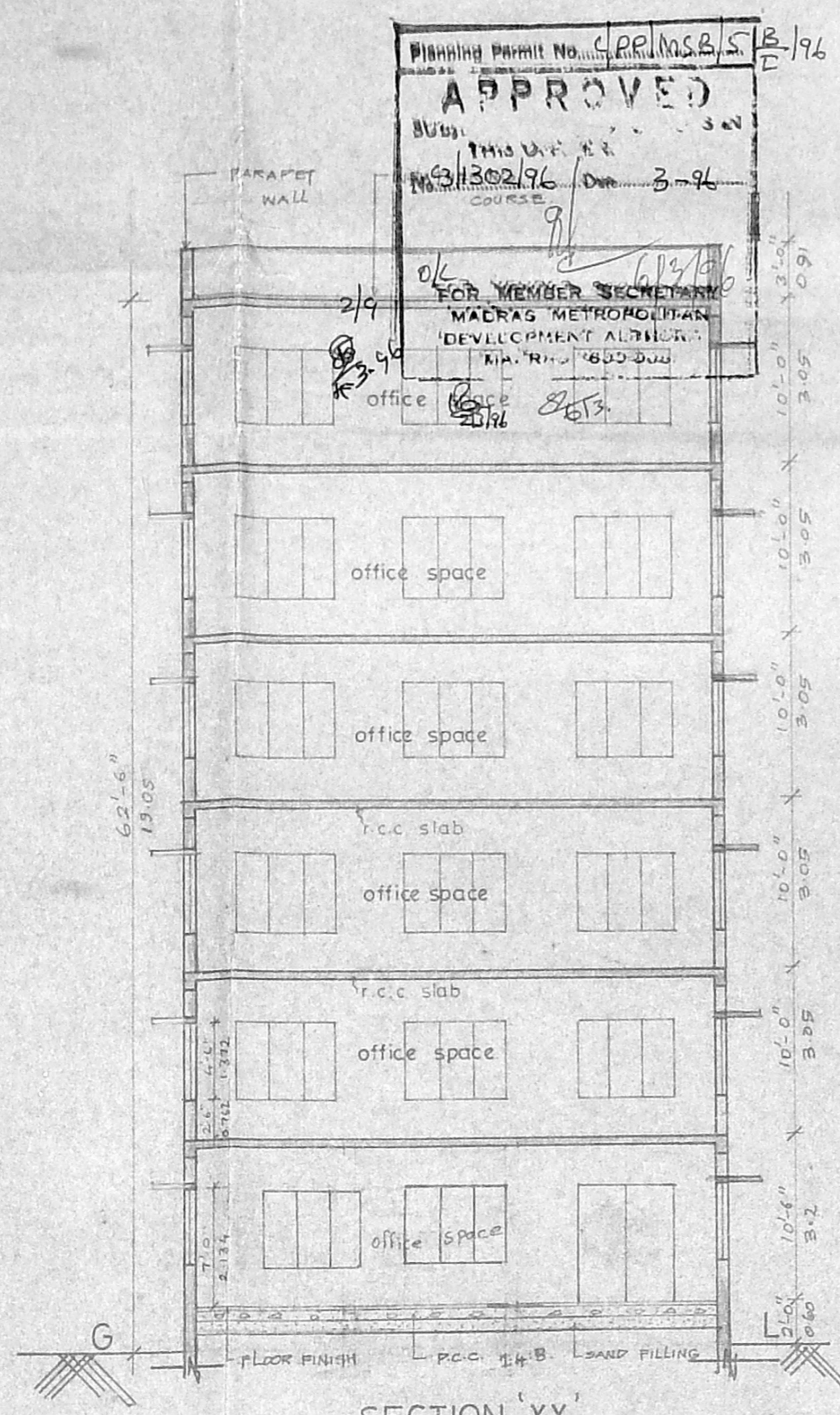
N
 ARCHITECT'S SIGNATURE
 ARCHITECT

STRUCTURAL ENGINEER
 T.K. RAMDAS, M.I.E
 LICENSED SURVIVOR CLASS I NO. 54
 CORPORATION OF MADRAS
 18, FLAT NO 16 RAMACHANDRAN ST.
 T. NAGAR, MADRAS - 600017
 PH 8281333

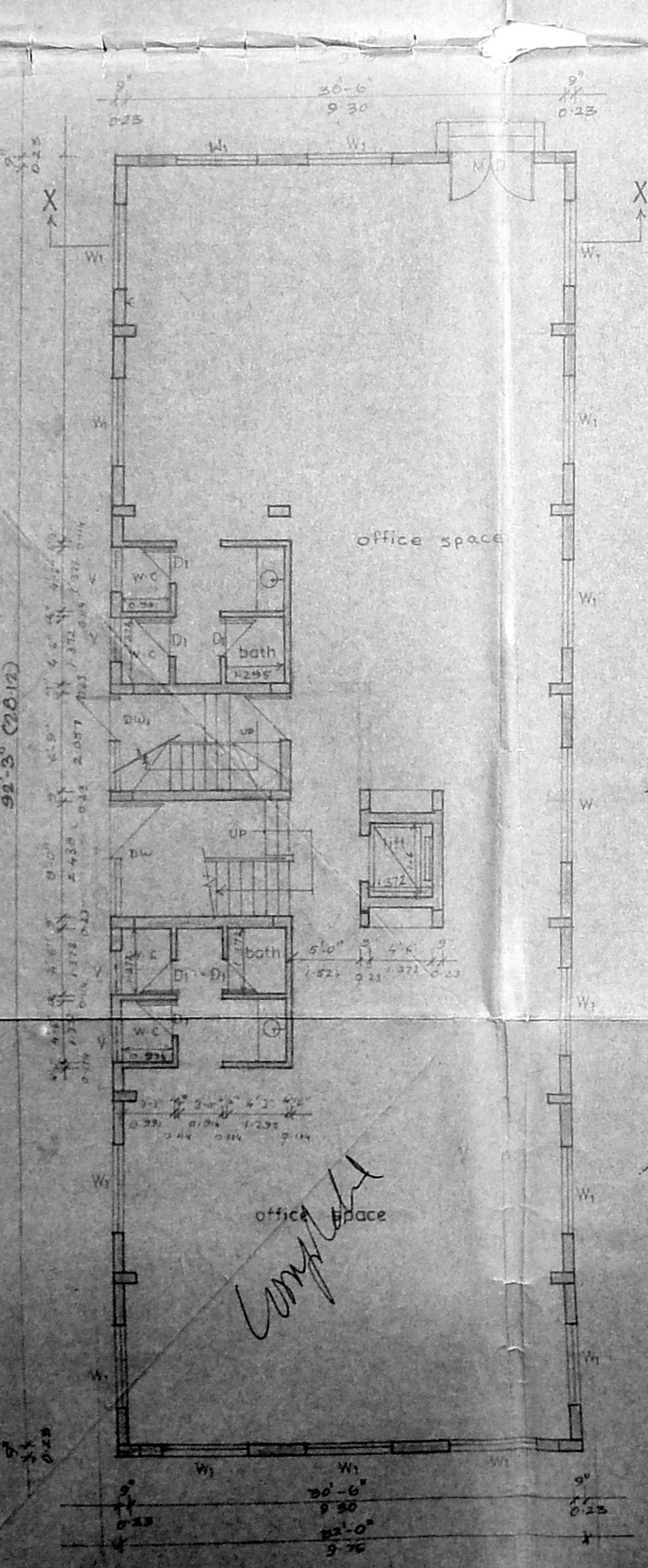
R. SATHYANARAYANA, b.arch
 council of architecture
 C.A. NO-85/8635, R.S. NO. 37
 R-68, ANNA NAGAR
 MADRAS-40



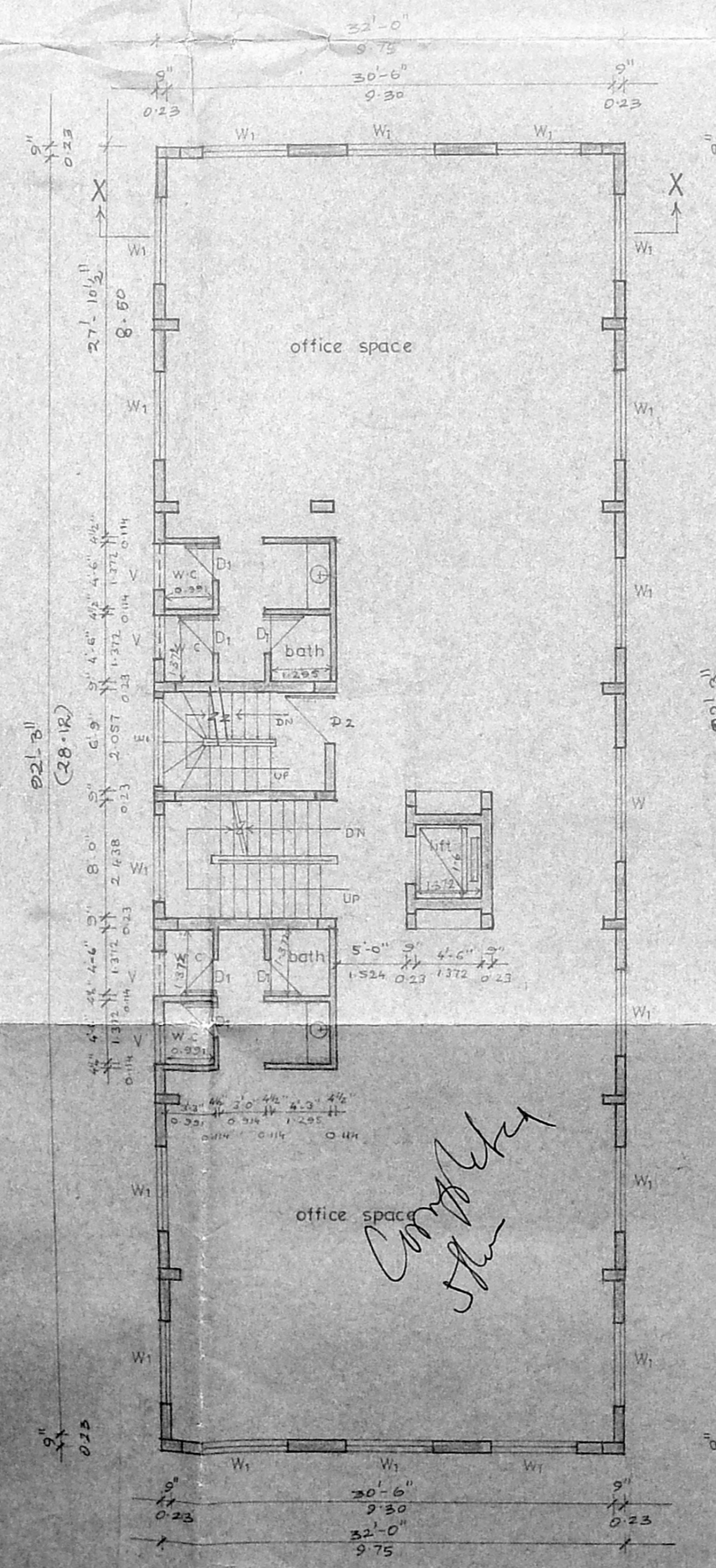
ELEVATION



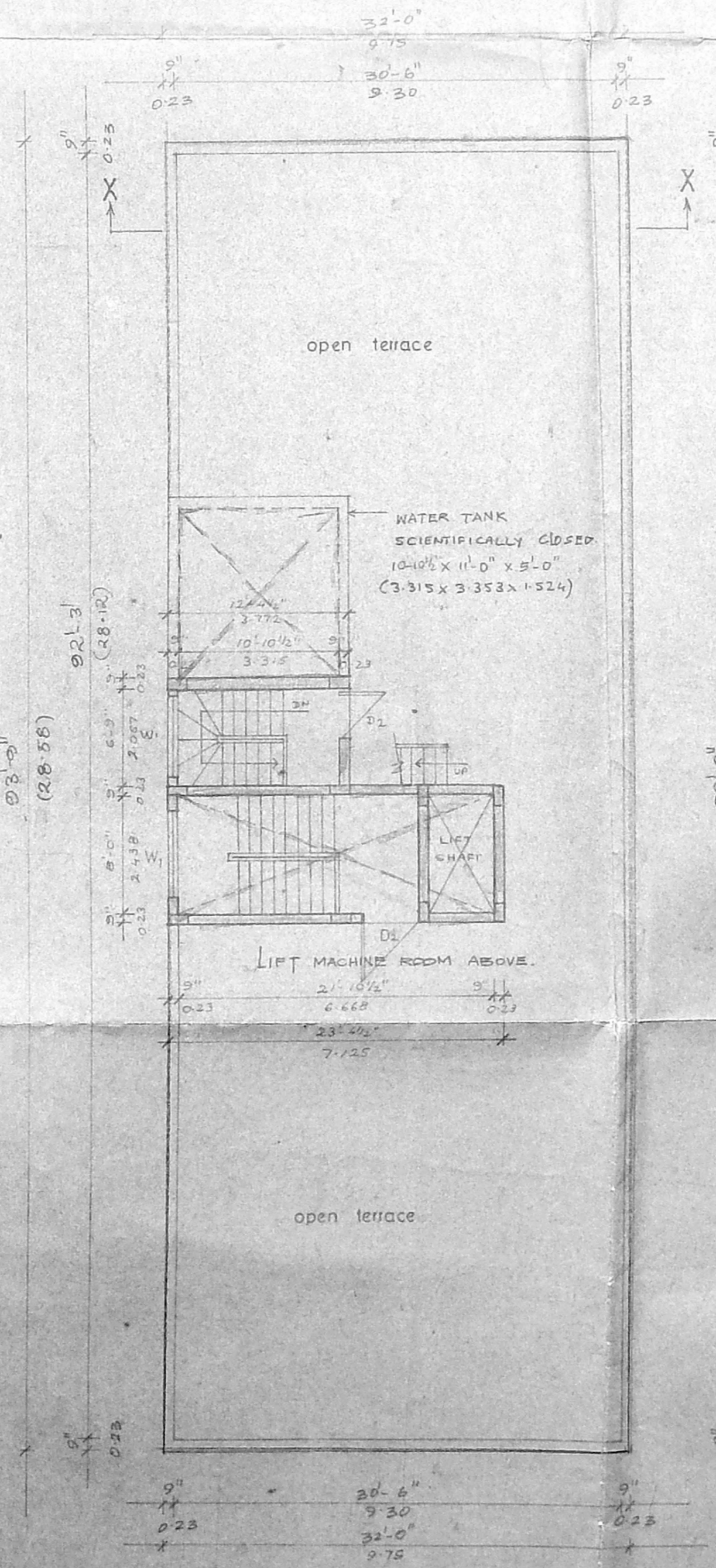
SECTION 'XX'




GROUND FLOOR PLAN



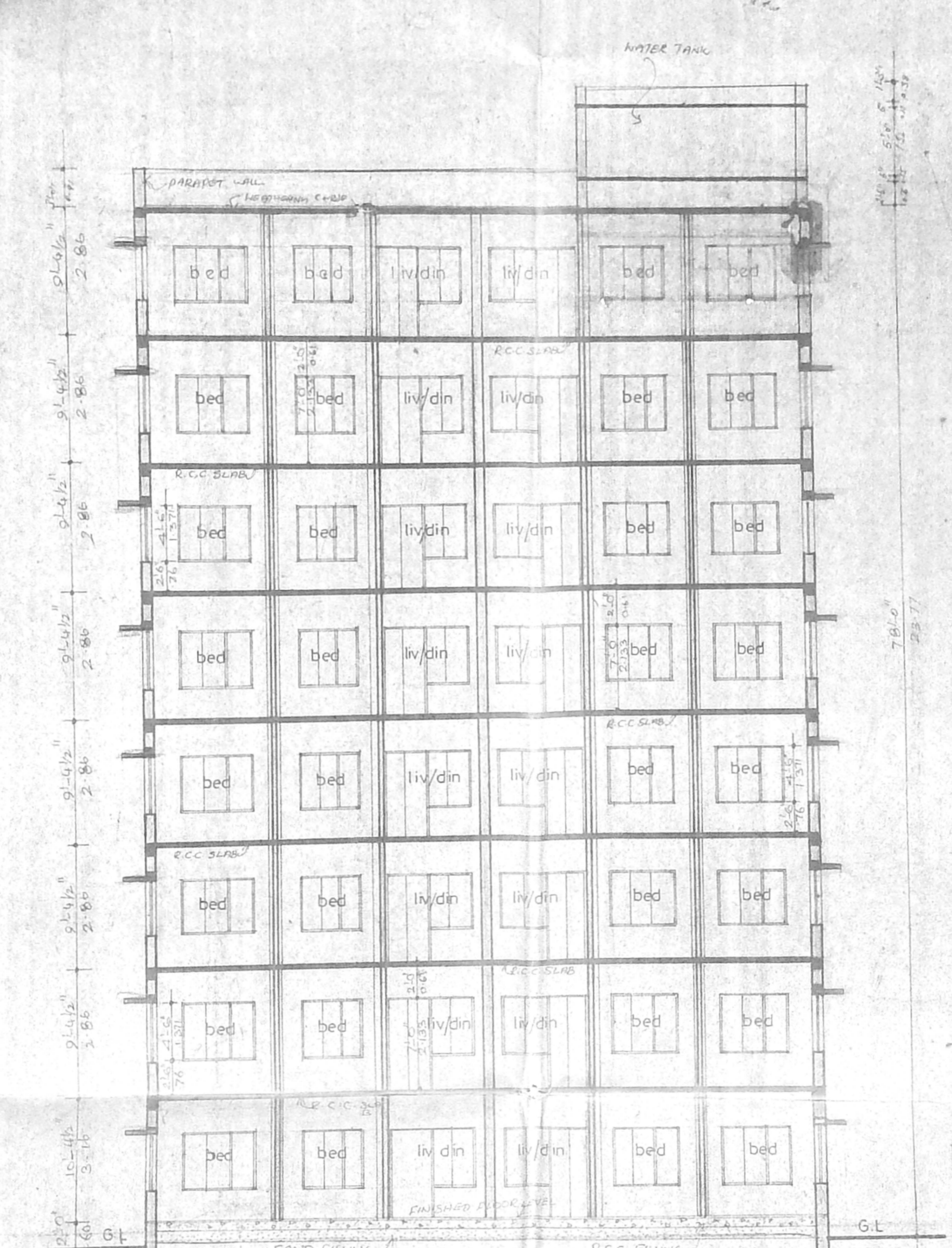
TYPICAL FLOOR PLAN
 (I, II, III, IV & V)



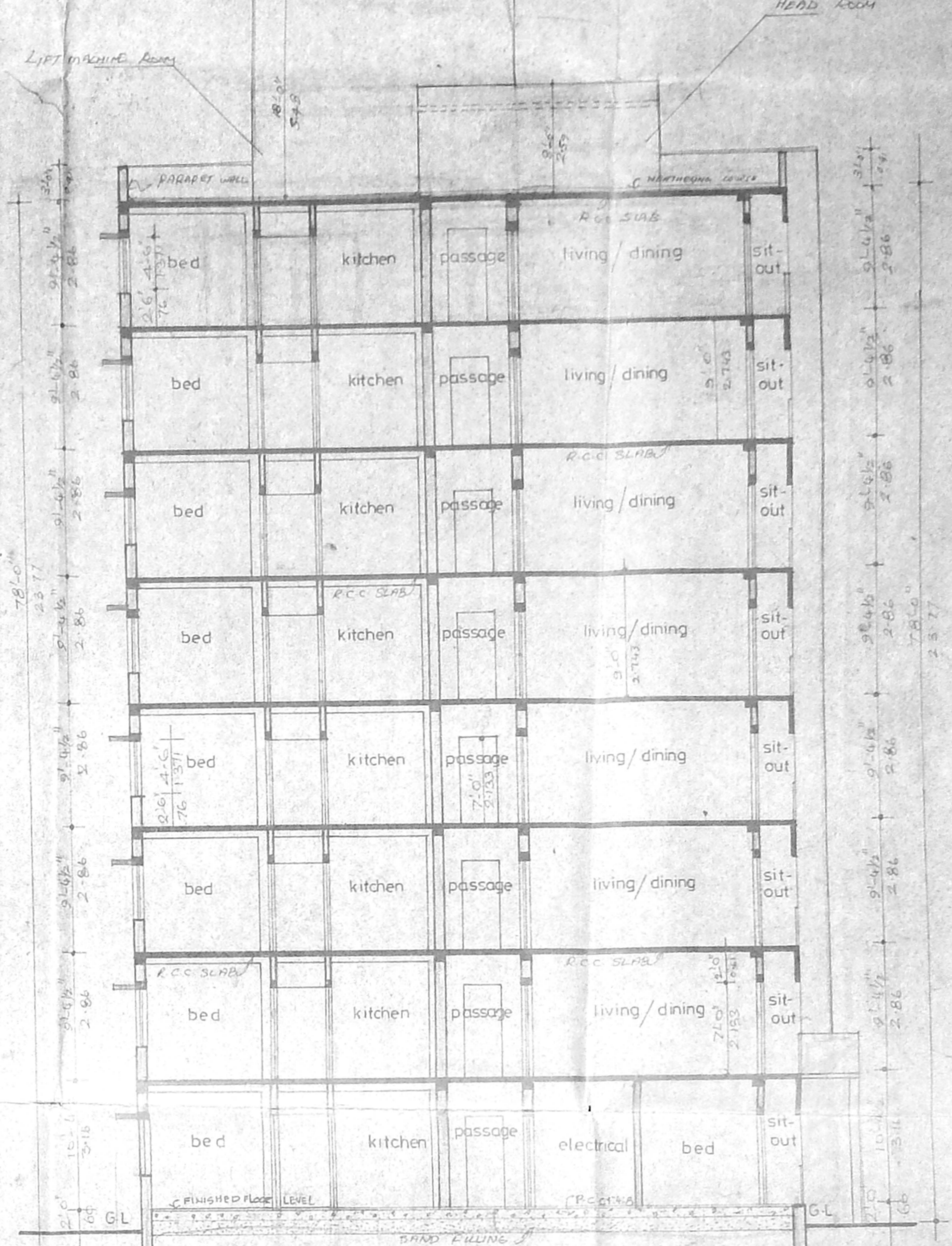
TERRACE FLOOR PLAN



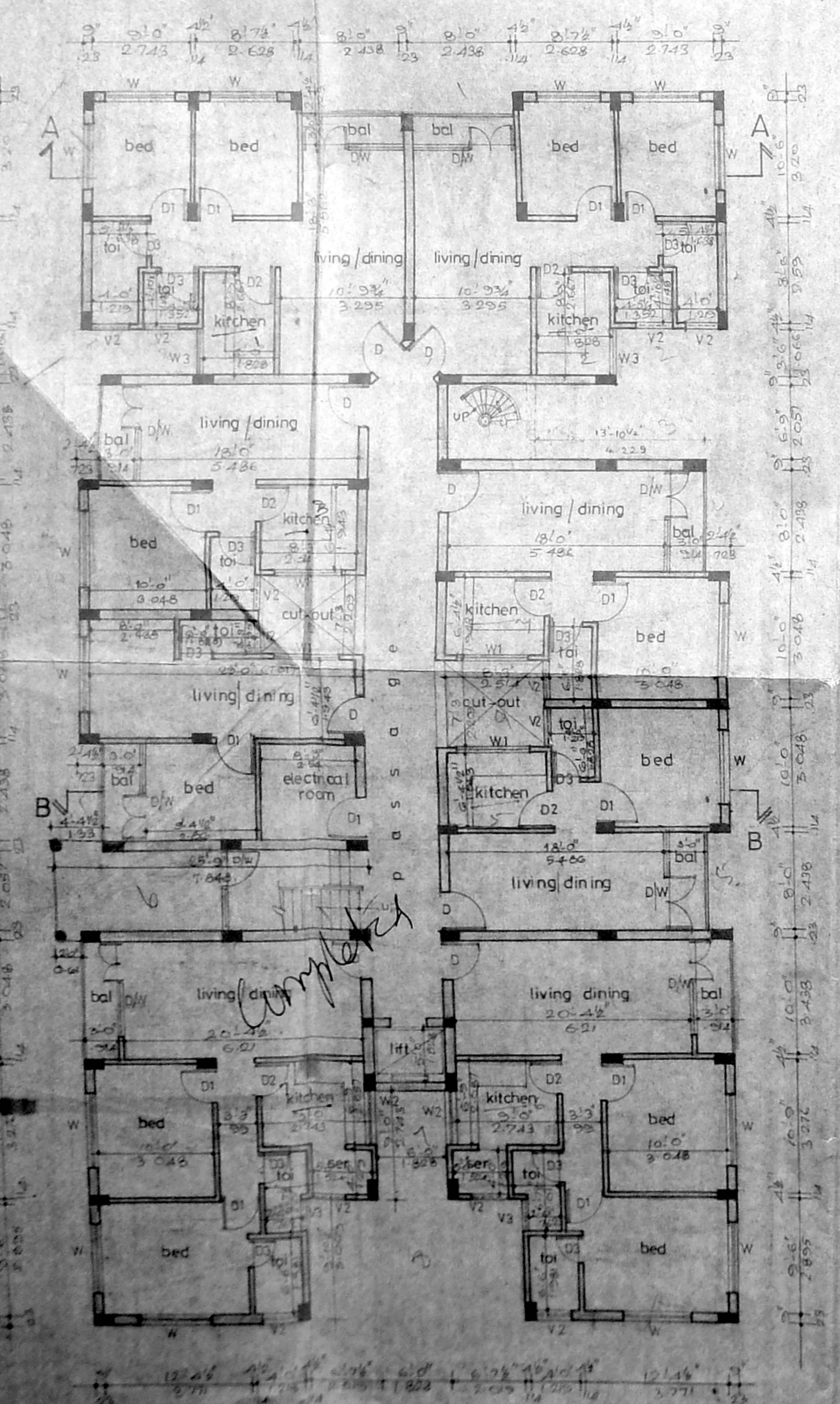
ELEVATION



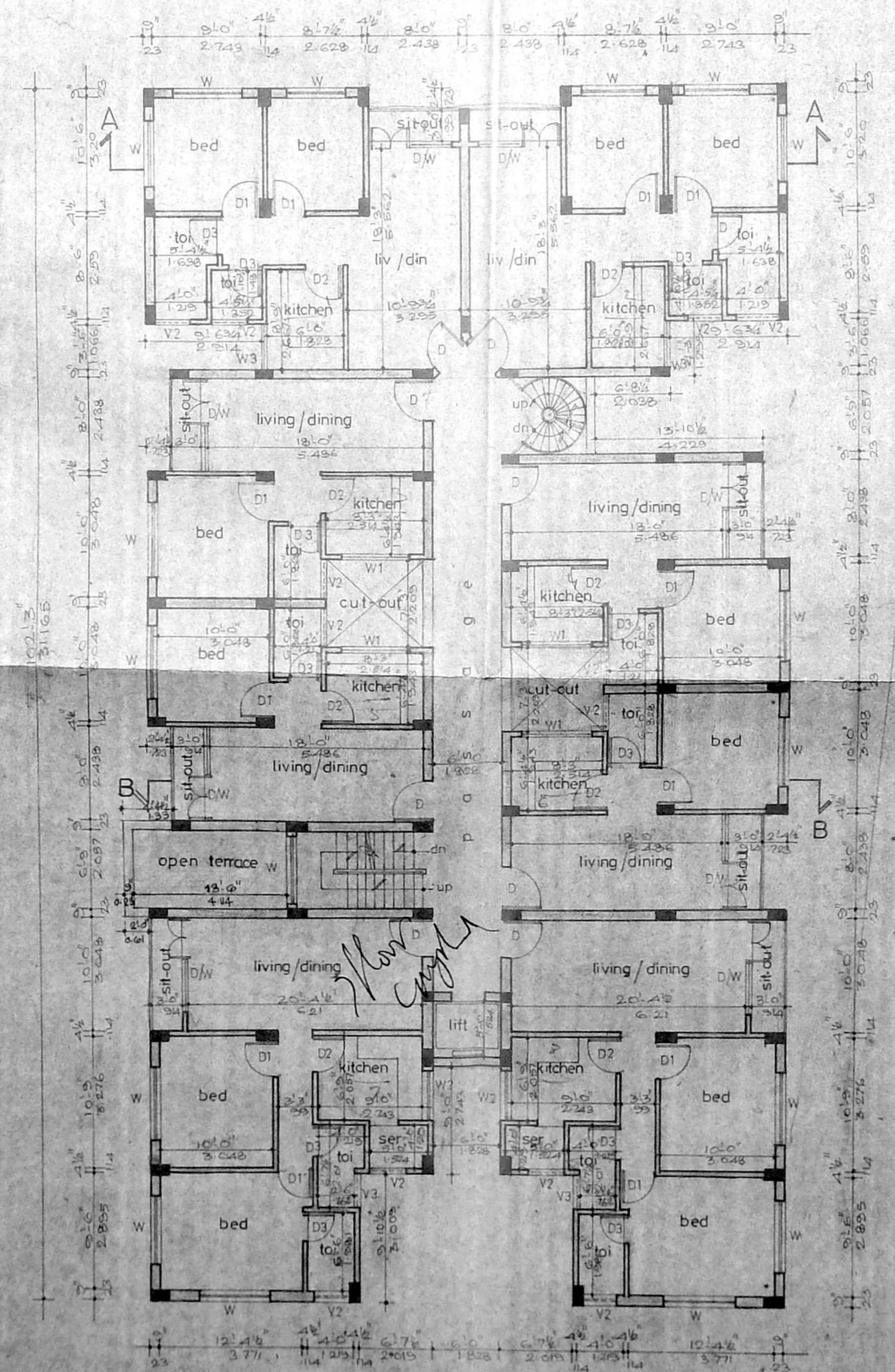
SECTION - AA



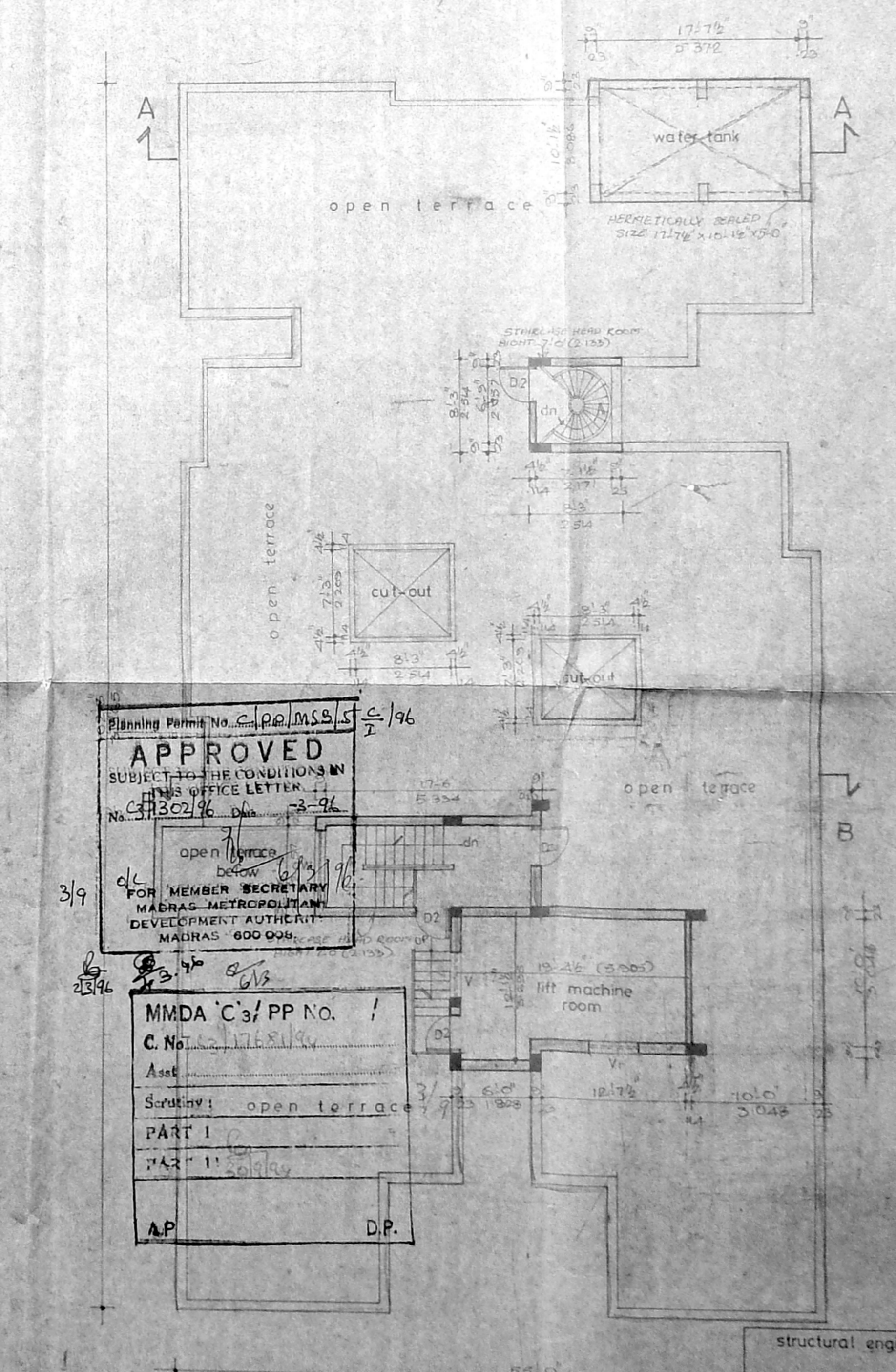
SECTION - B B



GROUND FLOOR PLAN



TYPICAL FLOOR PLAN
I, II, III, IV, V, VI FLOOR PLANS



TERRACE FLOOR PLAN

APPROVED
SUBJECT TO THE CONDITIONS IN
THIS OFFICE LETTER
No. 37302/96 D.A. 2-96

FOR MEMBER SECRETARY
MADRAS METROPOLITAN
DEVELOPMENT AUTHORITY
MADRAS - 600 009

MMDA C's/PP No. 1
C. No. 1175/1/94
Asst.
Scratchy: open terrace
PART I
742/11
A.P. D.P.

structural engineer
T.K. RAMDAS M.B.
LICENSED SURVEYOR CLASS I NO 54
CORPORATION OF MADRAS
18, FLAT NO: 18 RAMACHANDRA ST.
T. NAGAR MADRAS - 600017
PH - 8281333

SCHEDULE OF JOINERY		
TYPE	SIZE	DESCRIPTION
DW	4'0" x 7'0"	T.W. FLUSH DOOR
	4'0" x 4'0"	T.W. GLAZED WINDOW
FW	2'6" x 7'0"	T.W. FLUSH DOOR
	3'3" x 4'6"	T.W. GLAZED WINDOW
D	3'6" x 7'0"	T.W. FLUSH DOOR
FD	3'3" x 7'0"	DOOR
DD	2'0" x 7'0"	DOOR
W	6'0" x 4'6"	T.W. GLAZED WINDOW
WH	2'0" x 3'6"	DOOR
WH	4'0" x 4'6"	DOOR
WH	3'6" x 3'6"	DOOR
V	6'0" x 3'0"	T.W. GLAZED VENTILATOR
V1	4'0" x 2'0"	DOOR
V2	3'0" x 2'0"	DOOR
V3	2'5" x 2'0"	DOOR

- SPECIFICATION
1. R.C.C. CASTING: FOUNDATION
 2. R.C.C. CASTING: FLOOR SLAB
 3. R.C.C. CASTING: WALLS
 4. R.C.C. CASTING: ROOF SLAB
 5. R.C.C. CASTING: STAIRS
 6. R.C.C. CASTING: LIFT SHAFT
 7. R.C.C. CASTING: WATER TANK
 8. R.C.C. CASTING: TERRACE
 9. R.C.C. CASTING: BALCONY
 10. R.C.C. CASTING: CHIMNEY
 11. R.C.C. CASTING: DRAIN
 12. R.C.C. CASTING: GULLY
 13. R.C.C. CASTING: SINK
 14. R.C.C. CASTING: W.C.
 15. R.C.C. CASTING: BATH
 16. R.C.C. CASTING: SHOWER
 17. R.C.C. CASTING: TOILET
 18. R.C.C. CASTING: KITCHEN
 19. R.C.C. CASTING: LIVING/DINING
 20. R.C.C. CASTING: BED ROOM
 21. R.C.C. CASTING: PASSAGE
 22. R.C.C. CASTING: SITTING
 23. R.C.C. CASTING: ELECTRICAL
 24. R.C.C. CASTING: BED ROOM
 25. R.C.C. CASTING: SITTING
 26. R.C.C. CASTING: ELECTRICAL
 27. R.C.C. CASTING: BED ROOM
 28. R.C.C. CASTING: SITTING
 29. R.C.C. CASTING: ELECTRICAL
 30. R.C.C. CASTING: BED ROOM
 31. R.C.C. CASTING: SITTING
 32. R.C.C. CASTING: ELECTRICAL
 33. R.C.C. CASTING: BED ROOM
 34. R.C.C. CASTING: SITTING
 35. R.C.C. CASTING: ELECTRICAL
 36. R.C.C. CASTING: BED ROOM
 37. R.C.C. CASTING: SITTING
 38. R.C.C. CASTING: ELECTRICAL
 39. R.C.C. CASTING: BED ROOM
 40. R.C.C. CASTING: SITTING
 41. R.C.C. CASTING: ELECTRICAL
 42. R.C.C. CASTING: BED ROOM
 43. R.C.C. CASTING: SITTING
 44. R.C.C. CASTING: ELECTRICAL
 45. R.C.C. CASTING: BED ROOM
 46. R.C.C. CASTING: SITTING
 47. R.C.C. CASTING: ELECTRICAL
 48. R.C.C. CASTING: BED ROOM
 49. R.C.C. CASTING: SITTING
 50. R.C.C. CASTING: ELECTRICAL

AREA STATEMENT	SQ.M.
GROUND FLOOR AREA	446.668
GROUND FLOOR SERVICES AREA	6.134
FIRST FLOOR AREA	452.802
SECOND FLOOR AREA	452.802
THIRD FLOOR AREA	452.802
FOURTH FLOOR AREA	452.802
FIFTH FLOOR AREA	452.802
SIXTH FLOOR AREA	452.802
SEVENTH FLOOR AREA	452.802
TOTAL AREA	3616.287

* (NOT INCLUDED IN AREA)

BLOCK NO: II

REVISED DRAWING OF RESIDENTIAL BUILDING AT 88, ARCOT ROAD
R 5 Nos: 153/1, 153/2, 153/4, 153/5, 153/8, 153/9, 153/12, 153/3

SALIGRAMAM VILLAGE
VADAPALANI, MADRAS - 26

PROPOSED WORK
BOUNDARY
ROAD

scale 1:8-0 job no. 64

APPLICANT'S SIGNATURE

architect
R. SATHYANARAYANA, B.Arch, A.I.A.,
COUNCIL OF ARCHITECTURE,
C.A. NO. 85/9895, R.A. NO. 97,
18, ANNA NAGAR,
MADRAS - 600 040.

SCHEDULE OF JOINERY

TYPE	DESCRIPTION	SIZE
D/W	TW FLUSH DOOR	4'-0" x 7'-0"
D/W	TW GLAZED WINDOW	4'-0" x 7'-0"
D/W	TW FLUSH DOOR	3'-6" x 7'-0"
D	TW GLAZED WINDOW	3'-6" x 7'-0"
D1	TW FLUSH DOOR	3'-6" x 7'-0"
D2	DO	3'-6" x 7'-0"
D3	DO	3'-6" x 7'-0"
D4	TW GLAZED WINDOW	3'-6" x 7'-0"
D5	DO	3'-6" x 7'-0"
D6	DO	3'-6" x 7'-0"
D7	DO	3'-6" x 7'-0"
D8	DO	3'-6" x 7'-0"
D9	DO	3'-6" x 7'-0"
D10	DO	3'-6" x 7'-0"
D11	DO	3'-6" x 7'-0"
D12	DO	3'-6" x 7'-0"
D13	DO	3'-6" x 7'-0"
D14	DO	3'-6" x 7'-0"
D15	DO	3'-6" x 7'-0"
D16	DO	3'-6" x 7'-0"
D17	DO	3'-6" x 7'-0"
D18	DO	3'-6" x 7'-0"
D19	DO	3'-6" x 7'-0"
D20	DO	3'-6" x 7'-0"
D21	DO	3'-6" x 7'-0"
D22	DO	3'-6" x 7'-0"
D23	DO	3'-6" x 7'-0"
D24	DO	3'-6" x 7'-0"
D25	DO	3'-6" x 7'-0"
D26	DO	3'-6" x 7'-0"
D27	DO	3'-6" x 7'-0"
D28	DO	3'-6" x 7'-0"
D29	DO	3'-6" x 7'-0"
D30	DO	3'-6" x 7'-0"
D31	DO	3'-6" x 7'-0"
D32	DO	3'-6" x 7'-0"
D33	DO	3'-6" x 7'-0"
D34	DO	3'-6" x 7'-0"
D35	DO	3'-6" x 7'-0"
D36	DO	3'-6" x 7'-0"
D37	DO	3'-6" x 7'-0"
D38	DO	3'-6" x 7'-0"
D39	DO	3'-6" x 7'-0"
D40	DO	3'-6" x 7'-0"
D41	DO	3'-6" x 7'-0"
D42	DO	3'-6" x 7'-0"
D43	DO	3'-6" x 7'-0"
D44	DO	3'-6" x 7'-0"
D45	DO	3'-6" x 7'-0"
D46	DO	3'-6" x 7'-0"
D47	DO	3'-6" x 7'-0"
D48	DO	3'-6" x 7'-0"
D49	DO	3'-6" x 7'-0"
D50	DO	3'-6" x 7'-0"
D51	DO	3'-6" x 7'-0"
D52	DO	3'-6" x 7'-0"
D53	DO	3'-6" x 7'-0"
D54	DO	3'-6" x 7'-0"
D55	DO	3'-6" x 7'-0"
D56	DO	3'-6" x 7'-0"
D57	DO	3'-6" x 7'-0"
D58	DO	3'-6" x 7'-0"
D59	DO	3'-6" x 7'-0"
D60	DO	3'-6" x 7'-0"
D61	DO	3'-6" x 7'-0"
D62	DO	3'-6" x 7'-0"
D63	DO	3'-6" x 7'-0"
D64	DO	3'-6" x 7'-0"
D65	DO	3'-6" x 7'-0"
D66	DO	3'-6" x 7'-0"
D67	DO	3'-6" x 7'-0"
D68	DO	3'-6" x 7'-0"
D69	DO	3'-6" x 7'-0"
D70	DO	3'-6" x 7'-0"
D71	DO	3'-6" x 7'-0"
D72	DO	3'-6" x 7'-0"
D73	DO	3'-6" x 7'-0"
D74	DO	3'-6" x 7'-0"
D75	DO	3'-6" x 7'-0"
D76	DO	3'-6" x 7'-0"
D77	DO	3'-6" x 7'-0"
D78	DO	3'-6" x 7'-0"
D79	DO	3'-6" x 7'-0"
D80	DO	3'-6" x 7'-0"
D81	DO	3'-6" x 7'-0"
D82	DO	3'-6" x 7'-0"
D83	DO	3'-6" x 7'-0"
D84	DO	3'-6" x 7'-0"
D85	DO	3'-6" x 7'-0"
D86	DO	3'-6" x 7'-0"
D87	DO	3'-6" x 7'-0"
D88	DO	3'-6" x 7'-0"
D89	DO	3'-6" x 7'-0"
D90	DO	3'-6" x 7'-0"
D91	DO	3'-6" x 7'-0"
D92	DO	3'-6" x 7'-0"
D93	DO	3'-6" x 7'-0"
D94	DO	3'-6" x 7'-0"
D95	DO	3'-6" x 7'-0"
D96	DO	3'-6" x 7'-0"
D97	DO	3'-6" x 7'-0"
D98	DO	3'-6" x 7'-0"
D99	DO	3'-6" x 7'-0"
D100	DO	3'-6" x 7'-0"

SPECIFICATION

1. R.C.C FOOTING FOUNDATION.
2. P.C.C 1:4:8 OVER RIVER SAND.
3. MOSAIC FLOORING.
4. BRICK WORK IN BASEMENT AND SUPER STRUCTURE IN C.M 1:5.
5. WALL AND CEILING PLASTERED BY CM 1:5.
6. WALL ARE PAINTED BY CEMENT PAINT.
7. LINTEL OVER OPENING.
8. JOINERY ARE IN TEAK WOOD.
9. ALL R.C.C WORK IN CC 1:2:4.
10. ROOF COVERED BY 14 R.C.C SLAB.
11. WEATHERING COURSE LIND WITH PROPER SLOPE.

AREA STATEMENT	Sq. mt.
GROUND FLOOR AREA	330.97
FIRST FLOOR AREA	330.97
SECOND FLOOR AREA	330.97
THIRD FLOOR AREA	330.97
FOURTH FLOOR AREA	330.97
FIFTH FLOOR AREA	330.97
SIXTH FLOOR AREA	330.97
SEVENTH FLOOR AREA	330.97
EIGHTH FLOOR AREA	330.97
TOTAL AREA	2978.73

REVISED DRAWING OF RESIDENTIAL BUILDING AT 68 ARCOT ROAD
 R-S NO: 153/1, 153/2, 153/4, 153/5, 153/8, 153/9, 153/12, 153/13.
 SALIGRAMAM VILLAGE, VADAPALANI, MADRAS-26

BLOCK - IV

SCALE: 1" = 8'-0"

JOB NO 54

COLOUR INDEX

N

PROPOSED


BOUNDARY

ROAD

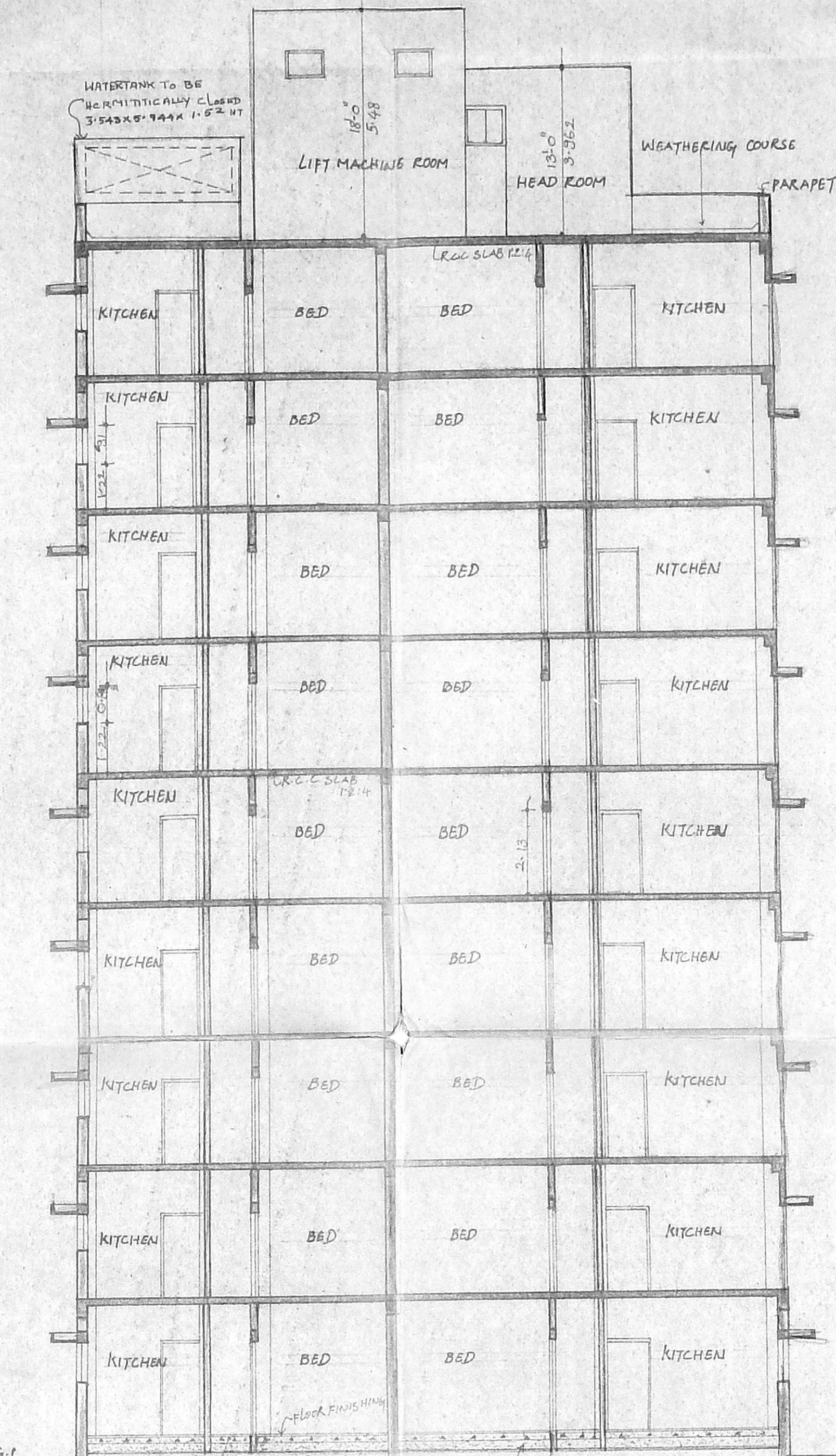
APPLICANT'S SIGNATURE: *Ramachandra S*

STRUCTURAL ENGINEER: T.K. RAMDAS, M.I.E. LICENSED SURVEYOR CLASS-I NO. 54 CORPORATION OF MADRAS 18, FLAT NO 16 RAMACHANDRA ST. T. NAGAR, MADRAS - 600017 PH: 8291333

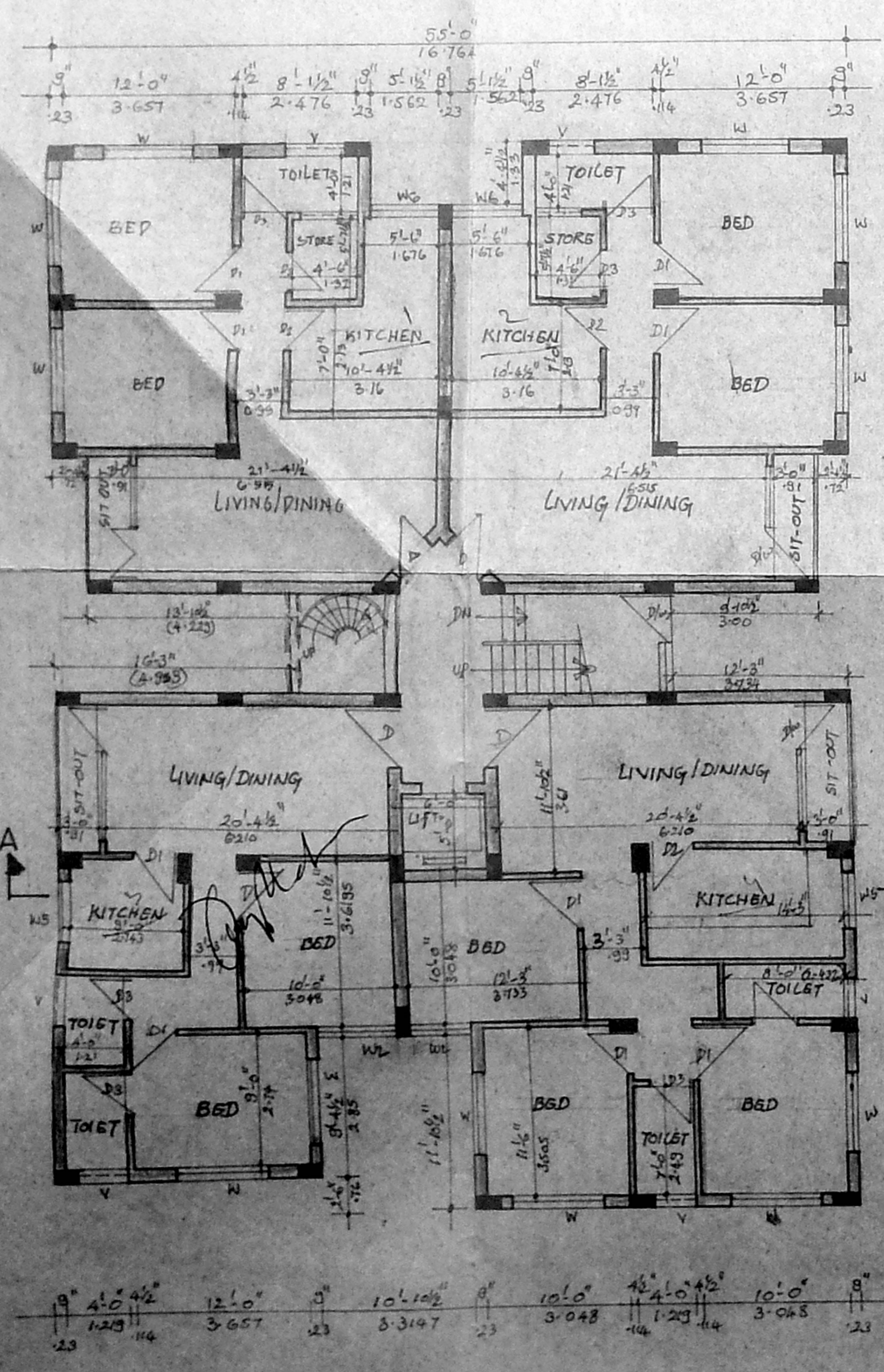
ARCHITECT: R. SATHYANARAYANA, B.Arch, aiaa COUNCIL OF ARCHITECTURE, C. A. NO: 85/9895, R.A. NO 97, R - 68, ANNA NAGAR, MADRAS - 600 040.



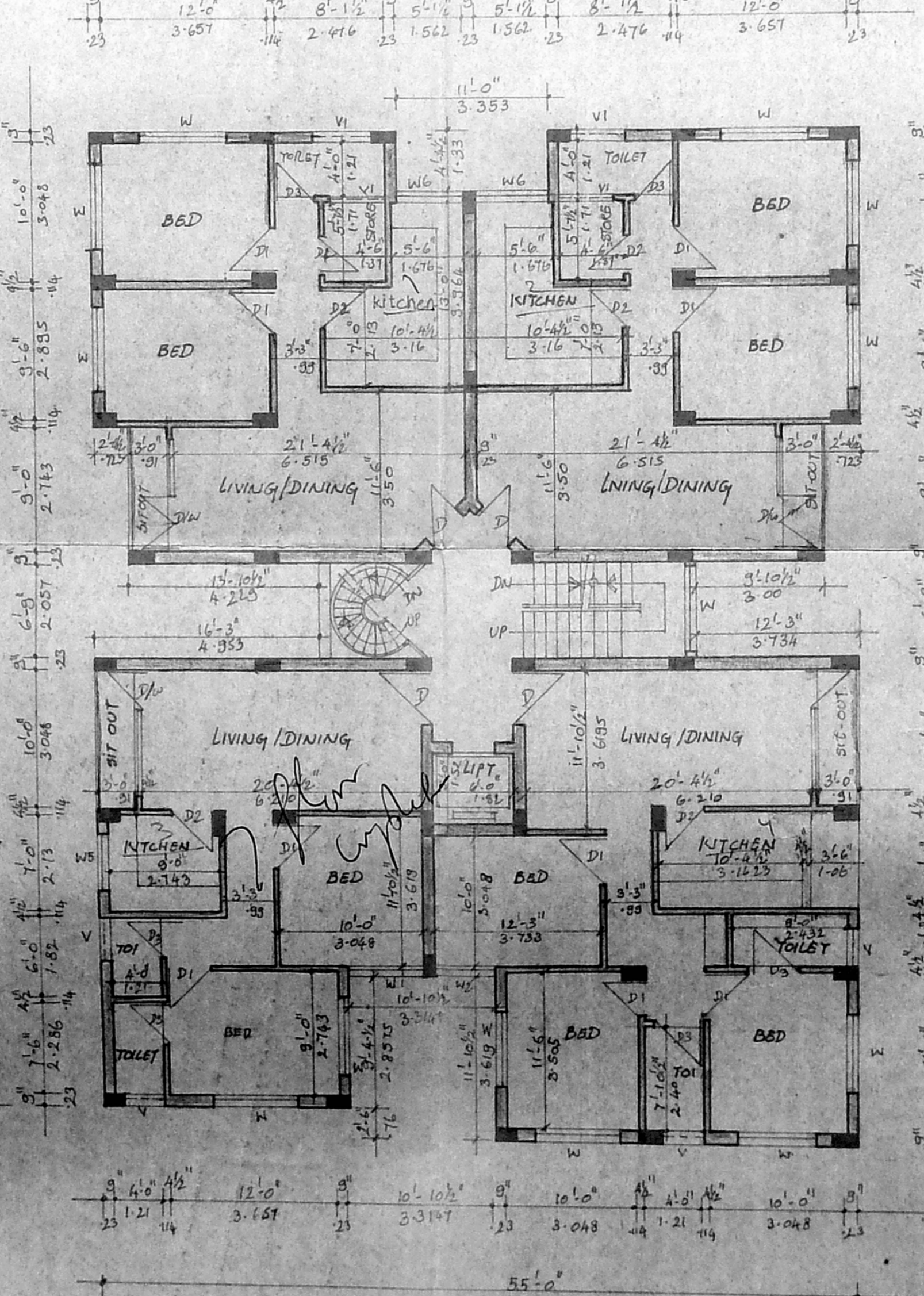
ELEVATION



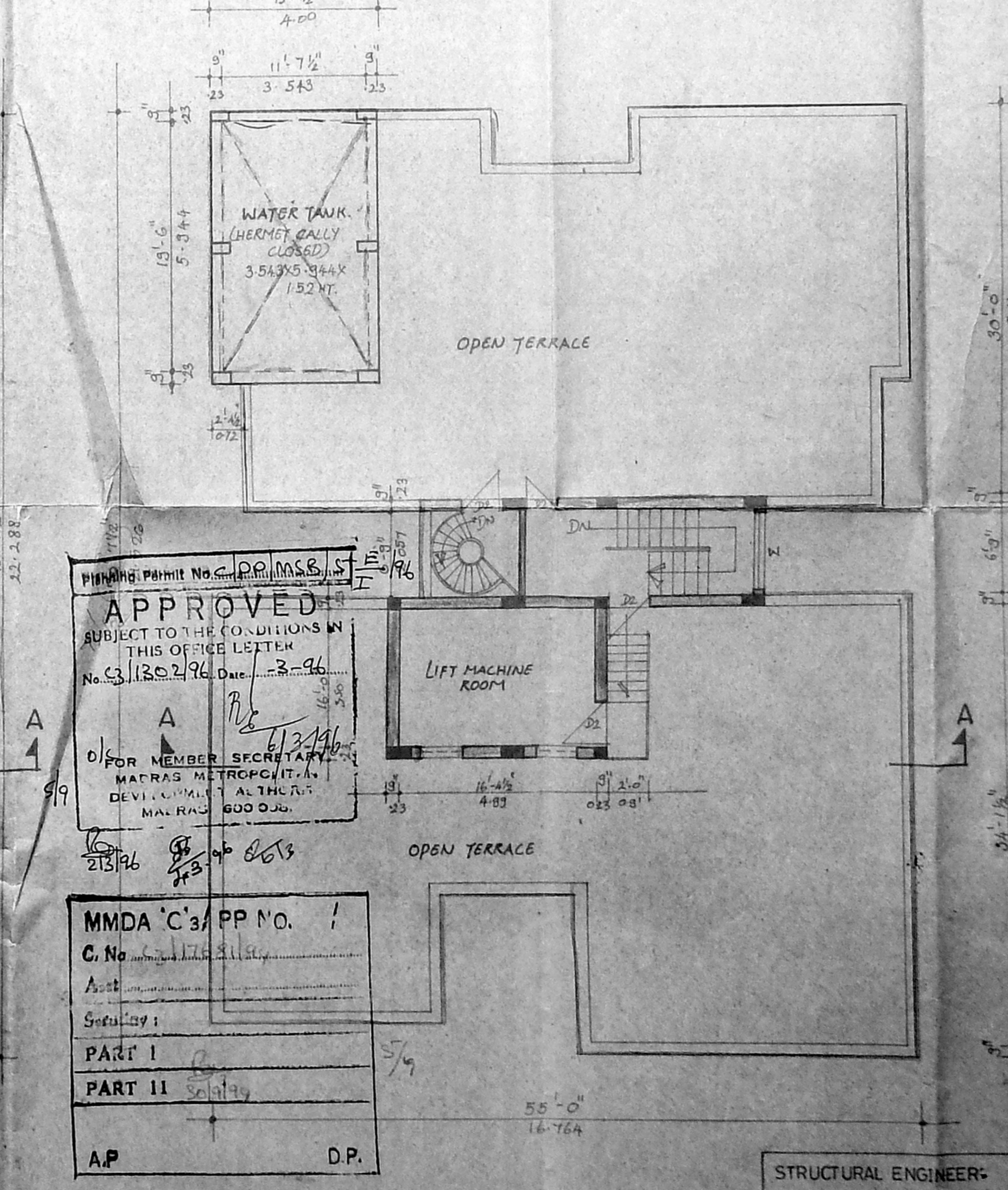
SECTION A-A



GROUND FLOOR PLAN



TYPICAL FLOOR PLAN
(I, II, III, IV, V, VI, VII, VIII. FLOOR PLAN)



TERRACE FLOOR PLAN

APPROVED

FOR MEMBER SECRETARY
 MATRAS METROPOLITAN
 DEPARTMENT ALTHOUGH
 MADRAS 600 020.

MMDA 'C' 3/ PP NO. 1

C. No. 11202/96

PART I

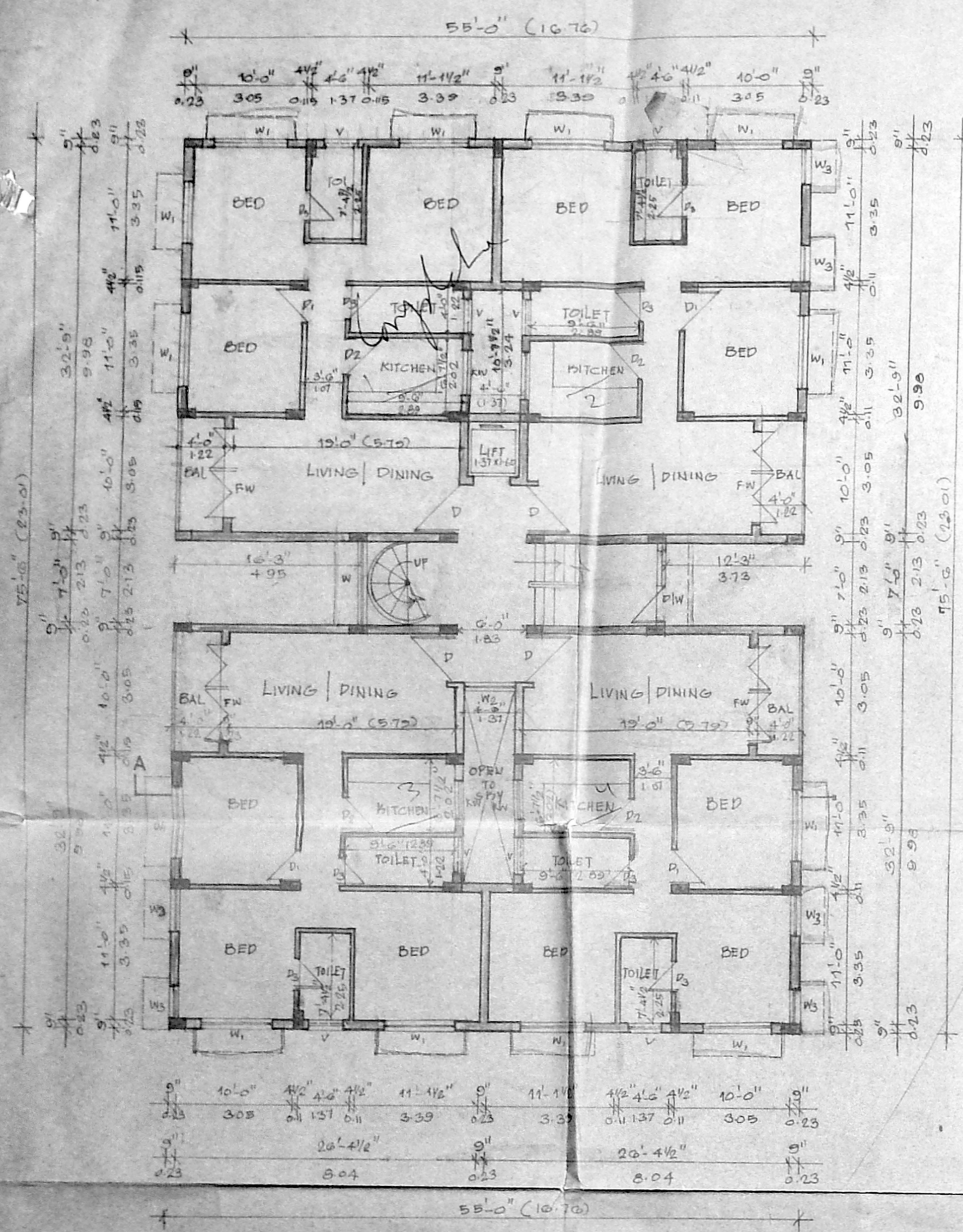
PART II

AP D.P.

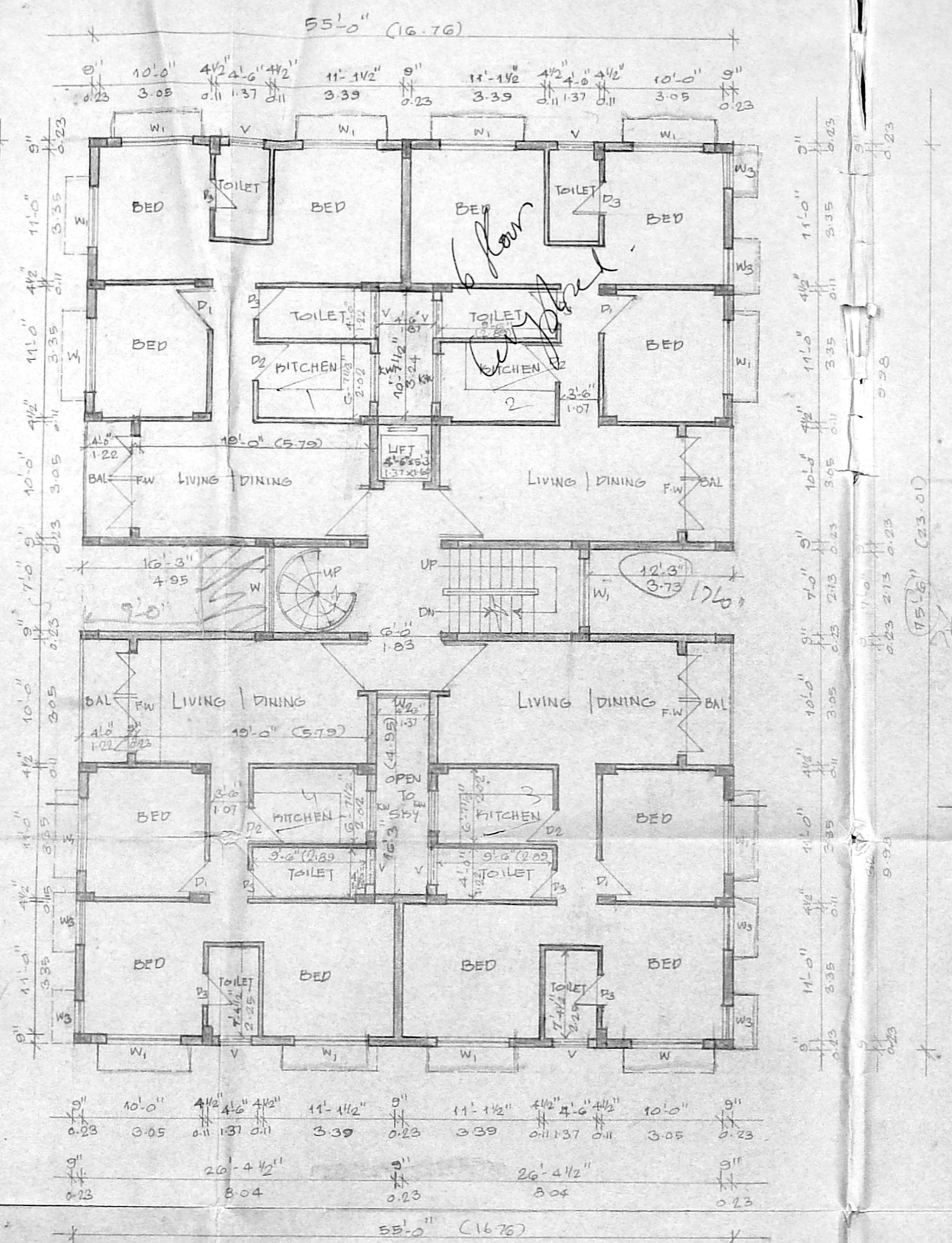
14

MMDA 'C'3/PP No. 1
 C. No. 12/1768/191
 Assst
 Scrutiny:
 PART I
 PART II
 A.P. DP.

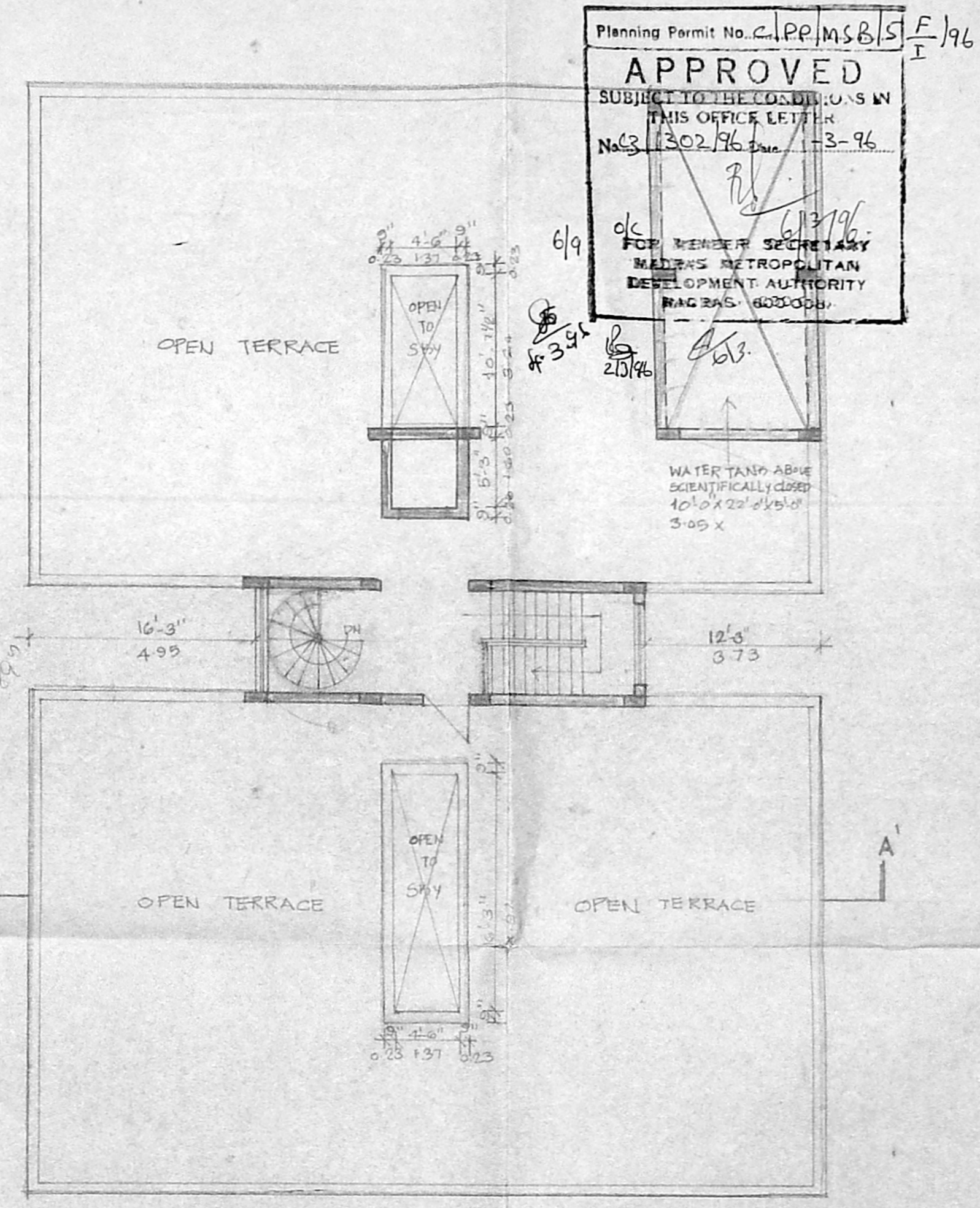
Planning Permit No. C.P.P.M.S.B.S. F. 196
APPROVED
 SUBJECT TO THE CONDITIONS IN THIS OFFICE LETTER No. 1302/96
 FOR MEMBER SECRETARY
 MADRAS METROPOLITAN DEVELOPMENT AUTHORITY
 MADRAS - 600008.



GROUND FLOOR PLAN



TYPICAL FLOOR PLAN
 (I, II, III, IV, V, VI, VII, VIII)



TERRACE FLOOR PLAN

SCHEDULE OF JOINERY			
S.NO	TYPE	DESCRIPTION	SIZE
1	D	T.W. DOOR	3'-6" x 7'-0"
2	D	- DO -	3'-3" x 7'-0"
3	D2	- DO -	3'-0" x 7'-0"
4	D3	- DO -	2'-9" x 7'-0"
5	W	T.W. GLAZED WINDOW	7'-0" x 4'-6"
6	W1	- DO -	5'-0" x 4'-6"
7	W2	- DO -	4'-6" x 4'-6"
8	- DO -	- DO -	4'-0" x 4'-6"
9	W3	KITCHEN WINDOW	3'-0" x 4'-0"
10	K.W	FRENCH WINDOW	3'-0" x 7'-0"
11	F.W	VENTILATOR	3'-0" x 2'-0"

AREA STATEMENT		SQ.M
GROUND FLOOR AREA		356.14
FIRST FLOOR AREA		356.14
SECOND FLOOR AREA		356.14
THIRD FLOOR AREA		356.14
FOURTH FLOOR AREA		356.14
FIFTH FLOOR AREA		356.14
SIXTH FLOOR AREA		356.14
SEVENTH FLOOR AREA		356.14
EIGHTH FLOOR AREA		356.14
TOTAL AREA		3205.26


REVISED DRAWING OF RESIDENTIAL BUILDING AT 88, ARCOT ROAD, R.S NOS 153 | 1, 153 | 2, 153 | 4, 153 | 5, 153 | 8, 153 | 9, 159 | 2, 159 | 3, SALIGRAMAM VILLAGE, VADAPALANI MADRAS - 26.

BLOCK - V	
SCALE 1"=8'-0" (1:1100)	JOB NO: 64
N	PROPOSED
	ROAD
	BOUNDARY


Sundaraman
 applicant's signature

STRUCTURAL ENGINEER
 T.N. RAMDAS, M.I.E.
 LICENSED SURVEYOR CLASS-I NO. 54
 CORPORATION OF MADRAS
 1B, FLAT NO. 16, RAMACHANDRA STREET,
 T. NAGAR, MADRAS - 600 017.
 PH: 8281333

ARCHITECT -
 R. SATHYANARAYANA b.arch
 COUNCIL OF ARCHITECTURE
 CA. NO: 86/9895 R.A. NO: 97
 R-68, ANNA NAGAR
 MADRAS - 600040.



ELEVATION



SECTION - A A'

Planning Permit No. C/PP/MSB/S 65/96
APPROVED
 SUBJECT TO THE CONDITIONS IN
 THIS OFFICE LETTER
 No. 1302/96 Dtd. - 3-96

7/9 ok FOR MEMBER SECRETARY
 MADRAS METROPOLITAN
 DEVELOPMENT AUTHORITY
 MADRAS - 600 006

Signature
 19/96

MMDA 'C'3/ PP NO. /
C. No. 1768/96
Asst
Scrutiny :
PART I
PART II 30/9/96
A.P. E.P.

REVISED DRAWING OF
 RESIDENTIAL BUILDING AT 88,
 ARCOT ROAD R.S NOS 153|1,
 153|2, 153|4, 153|5, 153|8, 153|9
 159|2, 159|3 -
 SALT GRAMAM VILLAGE
 VADAPALAM

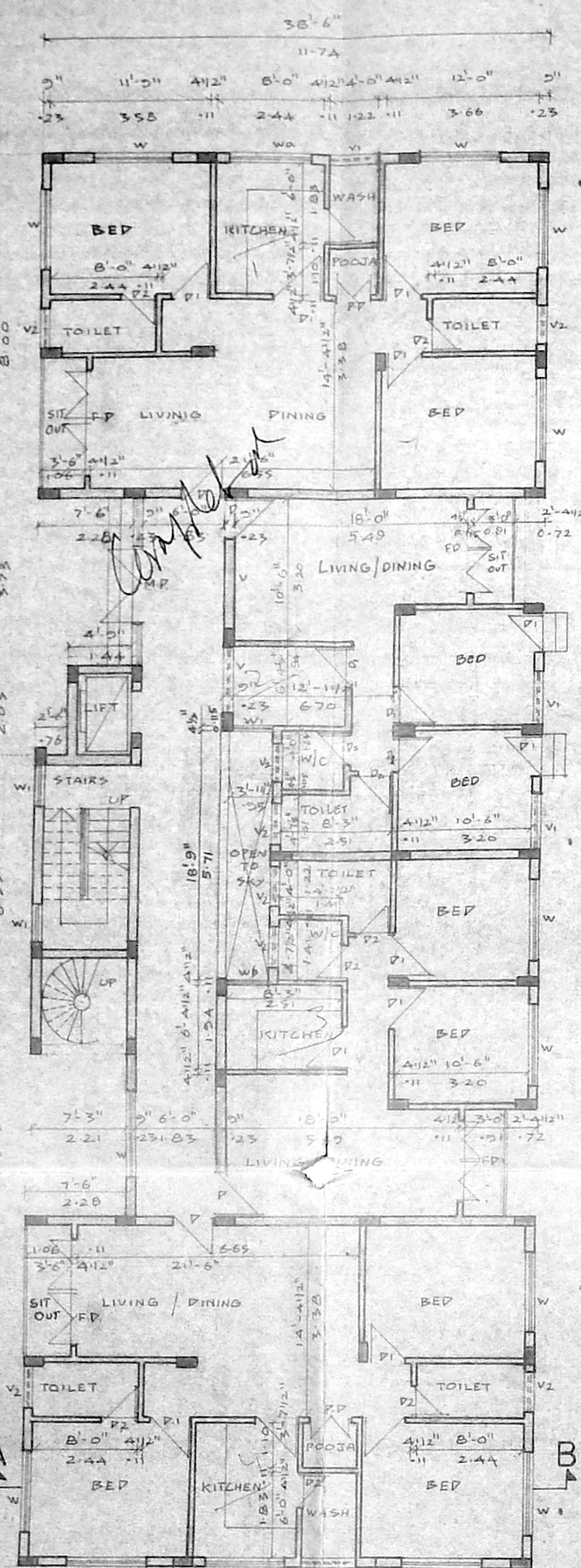
BLOCK V
 SCALE = 1"=8'-0" JOB NO. 64

	PROPOSED	
	ROAD	
	BOUNDARY	

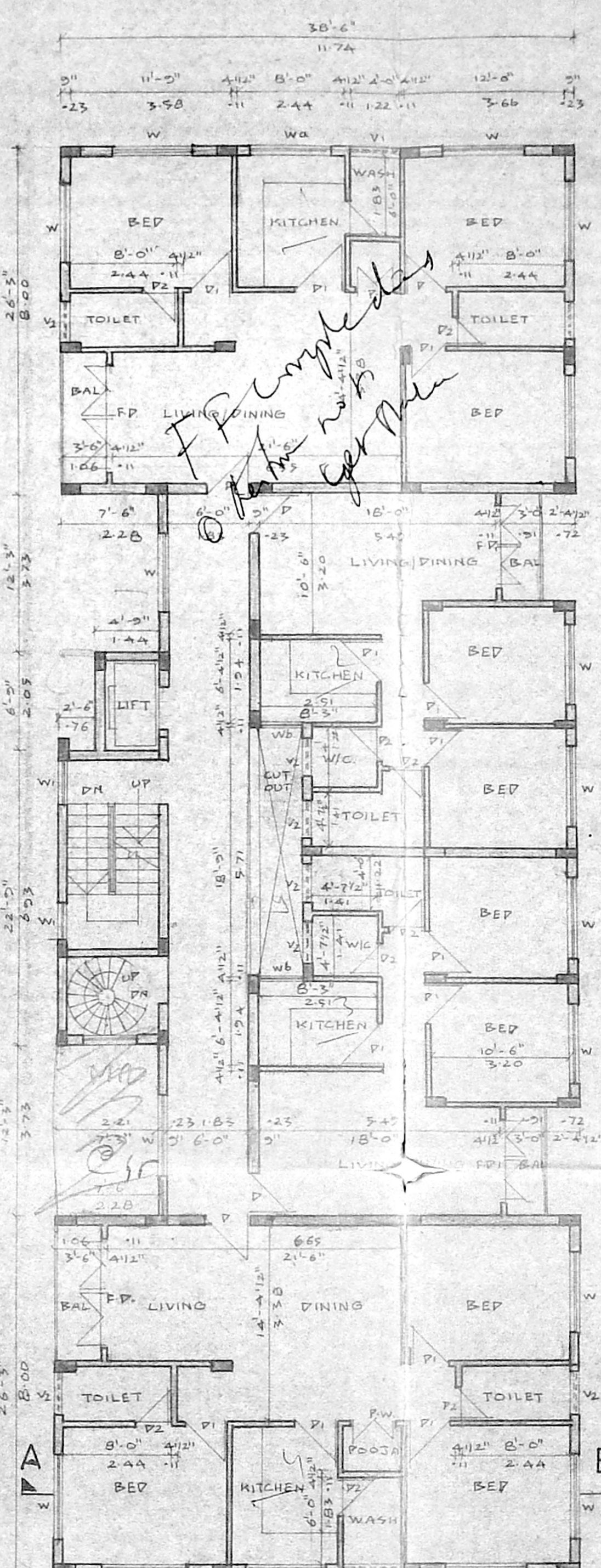
Signature
 APPLICANT'S SIGNATURE

STRUCTURAL ENGINEER
T.K. RAMPAS, M.I.E.
 LICENSED SURVEYOR CLASS-I NO. 54,
 CORPORATION OF MADRAS
 18, FLAT NO. 11, RAMACHANDRA STREET
 T. NAGAR, MADRAS - 600 017.
 PH: 8261333

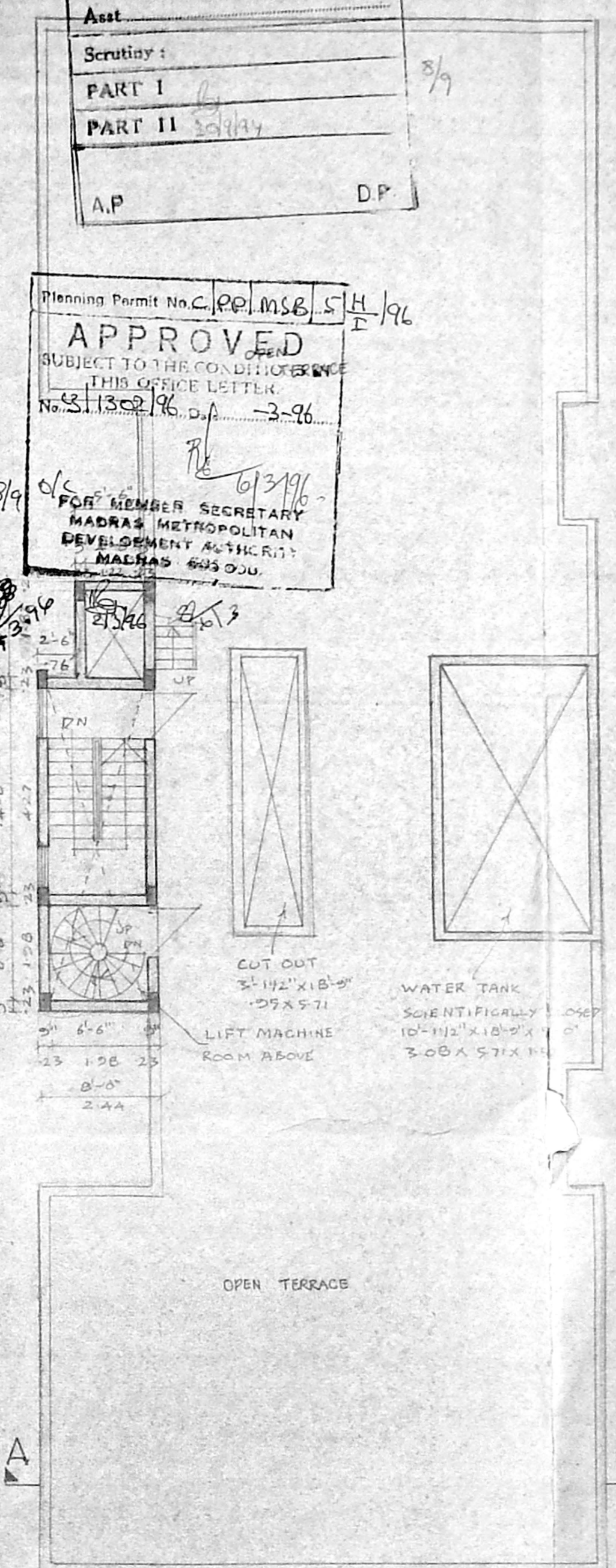
ARCHITECT -
Signature
R. SATHYA NARAYANA b. arch,
 COUNCIL OF ARCHITECTURE
 C.A. NO. 86/9895, R.A. NO. 97
 R-58, ANNA NAGAR
 MADRAS - 600 040.



GROUND FLOOR PLAN



TYPICAL FLOOR PLAN (I II III IV V VI VII VIII)



TERRACE FLOOR PLAN

MMDA C3/PP NO. 1
C. No. 1748194
Asst. Scrutiny:
PART I
PART II
A.P. DP

Planning Permit No. C/PL/MSB/SH/96
APPROVED
SUBJECT TO THE CONDITIONS
THIS OFFICE LETTER
No. 31302/96 D.P. 3-96
FOR MEMBER SECRETARY
MADRAS METROPOLITAN
DEVELOPMENT AUTHORITY
MADRAS 600 026

SCHEDULE OF JOINERY

M.P.	T.W. MAIN DOOR	6'-0" x 7'-0"	(1-03 X 213)
D.	T.W. DOOR	3'-6" x 7'-0"	(1-06 X 213)
D1		3'-0" x 7'-0"	(1-05 X 213)
D2		2'-0" x 7'-0"	(1-03 X 213)
P.P.	POOTA DOOR	3'-0" x 7'-0"	(1-05 X 213)
W	T.W. WINDOW	6'-0" x 4'-0"	(1-03 X 137)
W1		3'-0" x 4'-0"	(1-06 X 137)
W4		6'-0" x 3'-0"	(1-03 X 051)
W5		3'-0" x 3'-0"	(1-01 X 051)
F.V.	T.W. FRENCH DOOR	3'-0" x 7'-0"	(2-44 X 213)
F.V1		6'-0" x 7'-0"	(1-03 X 215)
V	T.W. VENTILATER	3'-0" x 2'-0"	(1-92 X 051)
V1		2'-0" x 2'-0"	(1-22 X 051)
V2		2'-0" x 2'-0"	(1-09 X 051)
R.S.	ROLLING SHUTTER	3'-0"	(2-44 X 213)

AREA STATEMENT		SQ. MT.
GROUND	FLOOR AREA	352.538
I ST	FLOOR AREA	352.538
II ND	FLOOR AREA	352.538
III RD	FLOOR AREA	352.538
IV TH	FLOOR AREA	352.538
V TH	FLOOR AREA	352.538
VI TH	FLOOR AREA	352.538
VII TH	FLOOR AREA	352.538
VIII TH	FLOOR AREA	352.538
TOTAL		3172.842

REVISED DRAWING OF RESIDENTIAL BUILDING AT 88 ARCOT ROAD
R. S. NOS: 153/1, 153/2, 153/4, 153/5, 153/8, 153/9, 159/2, 159/3.
SALIGRAMAM VILLAGE, VADAPALANI, MADRAS 600 026


BLOCK - VI

SCALE 1:8'-0"	JOB. NO. 64	BLOCK VI
	PROPOSED	
	BOUNDARY	
	ROAD	

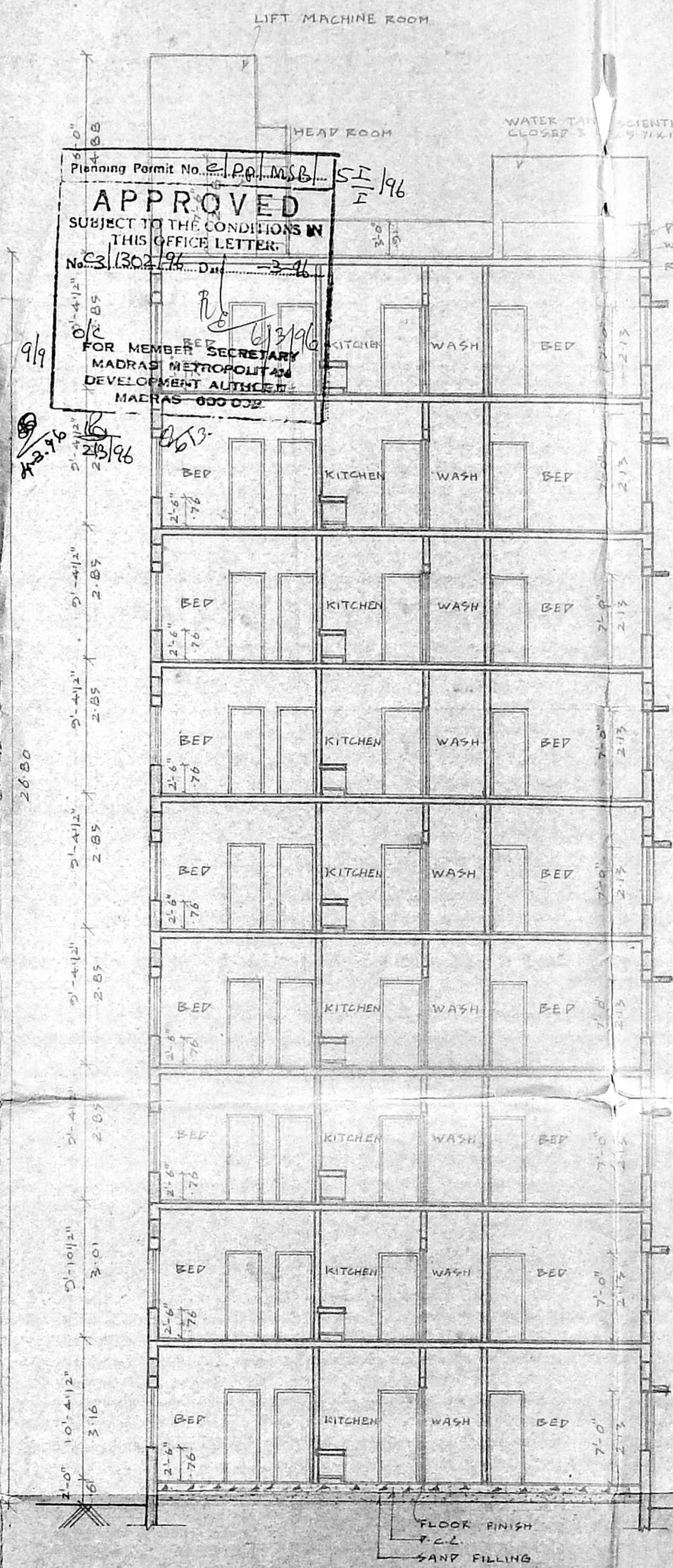
APPLICANTS SIGNATURE
R. Sathyanarayana B. Arch

STRUCTURAL ENGINEER
T.K. RAMDAS, M.I.E.
LICENSED SURVEYOR CLASS-I (NO. 84)
CORPORATION OF MADRAS
1B, FLAT NO. 16, RAMACHANDRA STREET,
THANAR, MADRAS 600 017
PH. 2281333

ARCHITECT
R. SATHYANARAYANA B. ARCH
COUNCIL OF ARCHITECTURE
C.A. NO. 86/9895 R.A. NO. 97
R. 68 ANNA NAGAR,
MADRAS 600 040



FRONT ELEVATION



SECTION ON 'A-B'

Planning Permit No. SI 196
APPROVED
 SUBJECT TO THE CONDITIONS IN
 THIS OFFICE LETTER:
 No. 31302/96 Dt. 2-4-96
 FOR MEMBER SECRETARY
 MADRAS METROPOLITAN
 DEVELOPMENT AUTHORITY
 MADRAS - 600 026

Impet order
 8/8/97

MMDA C-3/PP NO. 1
 C. No. 21768/94
 Asst
 Scrutiny:
 PART I
 PART II 30/1/94

- SPECIFICATION** A.P. D.P.
- R.C.C. FOOTING FOUNDATION
 - BRICK WORK IN BASEMENT, SUPER STRUCTURE AND PARAPET IN C.M 1:3
 - R.C.C. IN PLINTH BEAMS, LINTELS, SUN SHARPS ROOF SLAB ETC TO BE IN C.M 1:3
 - MOSAIC FLOORING IN C.M 1:3
 - PLASTERING OF WALLS IN C.M 1:3 CEILING IN C.M 1:3
 - TWO COATS OF COLOUR OR WHITE WASH
 - ALL WOOD WORKS IN TEAK WOOD WITH COATS OF ENAMEL PAINTS OVER ONE COATS OF PRIMER
 - WEATHERING COURSE IN C.M WITH 2 COURSE OF FLAT TILES LAID TO SLOP

REVISED DRAWING OF RESIDENTIAL BUILDING AT 88 ARCOT ROAD, R S NO 153/1, 153/2, 153/4, 153/5, 153/8, 153/9, 159/2, 159/3. SALIGRAMAM VILLAGE, VADAPALANI MADRAS 600 026.

BLOCK - VI
 SCALE 1:8"0" JOB NO. 54 BLOCK VI

- PROPOSED
- BOUNDARY
- ROAD

STRUCTURAL ENGINEER
T.H. RAMDAS, M.E.
 LICENSED SURVEYOR CLASS-I NO 54
 CORPORATION OF MADRAS
 18, FLAT NO 16, RAMACHANDRA STREET,
 T. NAGAR, MADRAS - 600 017.
 PH 8281333

APPLICANT'S SIGNATURE
R. Sathy Narayana B
 ARCHITECT
R. SATHYANARAYANA B ARCH.
 COUNCIL OF ARCHITECTURE
 CA NO. 86/9895 RA NO. 97,
 168 ANNA NAGAR,
 MADRAS 600 040.